

PRECISION IN LIGHTING CONTROL



www.euchips.com



WeChat Official Account

South China Product Experience Center of Shanghai Euchips
Add: D1-26, International Lighting Fittings City, No.1, Huating North Road, Guzhen, Zhongshan

SHANGHAI EUCHIPS INDUSTRIAL CO., LTD.
ADDR: 309, 3rd Floor, No. 1929 Lianhua South Road, Minhang District, Shanghai, China


TEL: 0086-21-61611461 Email: sales@euchips.com
FAX: 0086-21-61267005 [Http://www.euchips.com](http://www.euchips.com)

This document contains proprietary technical information which is the property of Shanghai Euchips Industrial Co, LTD.
Copying, using or communication of the contents are forbidden without authorizations. All specifications supplied herein are subjects to changes without notice at any time.
There might be differences between the pictures herein and real products. Version: 08.2024

LED Dimmable Driver Lighting Control System

SHANGHAI EUCHIPS INDUSTRIAL CO., LTD.

Precision in Lighting Control



CONTENTS

Introduction	DALI	Phase-Cut	0/1-10V	DMX	Universal LED Drivers	Non-Dimmable	Wireless
1-14 EUCHIPS Introduction	51-70 DALI Series	71-80 Phase-Cut Series	81-96 0/1-10V Series	97-108 DMX Series	109-136 Universal LED Drivers (Mainly for North America)	143-160 Non-Dimmable LED Drivers Series	163-176 LED Wireless Series
15-18 Projects	53 Constant Voltage DALI Drivers	73-74 Constant Voltage Phase-Cut Drivers	83-84 Constant Voltage Dimmable Drivers	99 Constant Voltage DMX Decoders	111 ARC 5-23 W MB Series	144 Ultra-Thin Waterproof Driver Series	165-166 Color-Temperature Remote Control Series
19-30 Products Family	54 Ultra-Thin Waterproof Dimmable Drivers	75-76 Constant Current Phase-Cut Drivers	85-86 Constant Current Dimmable Drivers	100 Constant Current DMX Decoders	112 ARC DI 15-50 W R Series	145 Slim LED Drivers/NFC CC Driver	167-168 24G LED Wireless Driver
31-38 Products Roadmap	55-56 Constant Current DALI Drivers	77 Phase-Cut/ELV Panel	87 CV/CC Tunable White Drivers	101 Constant Voltage DMX Drivers	113 ARC DI 15-50 W RB Series	146 DLRS Constant Voltage Driver Series	169 Zigbee to 0-10V Dimmable Controller
39-50 Driver selection	57 DALI Waterproof Constant Current Drivers	78 SCR Dimmable Compensator	88 Japan PSE Constant current dimmer drivers	101 Constant Current DMX Drivers	114 ARC DI 22-60 W P Series	147 LD Constant Voltage Driver Series	170 Zigbee Constant Current Dimmable Drivers
	57 Constant Voltage Decoder	79 Phase Cut Dimmable Controller	89 Ultra-Thin Waterproof Dimmable Drivers	102 DMX Signal Splitter	115 ARC DI 60-80 W M Series	148 DUCP Constant Voltage Driver Series	170 Zigbee Constant Current Tunable White Drivers
	58-59 CV/CC Drivers Tunable White	80 SCR Power Amplifier	90 Panel Controller	102 RDM Stand Alone Controller	116 ARC DI 60-96 W S Series	148 AWS Constant Voltage Driver Series	170 Zigbee Constant Current Tunable White Drivers
	60-61 DALI Control Panel		91 Constant Voltage Dimmer	103 DMX Touch Panel Controllers	117 ARC DI 60-96 Wx2 L Series	149 DLP-B DLPE-B Constant Voltage Driver Series	171 Bluetooth Constant Current Tunable White Drivers
	62 DALI Master Controller		91 Analog Signal Amplifier	104 DMX Signal Converter	118 ARC EM 0525 UNV P2	150 PEE Constant Voltage Driver Series	171 Bluetooth Constant Voltage Tunable White Drivers
	63 DALI Constant Current Decoder		92-93 DALI&1-10V Series	105 DMX Master Controller	120 0-10V Constant Current LED Drivers-PUP	150 DCS Constant Voltage Driver Series	172 Bluetooth Constant Voltage Tunable White Drivers
	64 Signal Converter, DALI relay		94 LED Power Amplifier Series	106 Relay Switch Controller	121 0-10V&Triac CC Dimmable Drivers-CUP	151 Rainproof Switch Drivers	172 Bluetooth Magnetic suction Driver Series
	65-66 DALI&1-10V Series		95 Relay Switch Controller	107 DMX & Phase Cut Dimmable Controller	122 0-10V CC Tunable White Drivers-EULP	152 LM Constant Voltage Driver Series	173-174 Casambi Controller
	67 Relay Switch Controller		96 0-10V Dimmable Controller	108 DMX To 0-10V Dimmable Controller	112 0-10V CV LED Drivers-MUP	153 PUS Constant Current Driver Series	175 Casambi Drivers
	68 EU-BUS To DALI Gateway				113 DMX CV Dimmable Drivers-MUP	153 PUP Constant Current Driver Series	176 Wiz Pro Dimmable Module
	69 DALI & Phase Cut Dimmable Controller				134 ON/OFF CC LED Drivers-PE/PEE	154 NFC Constant Current Driver/Slow Start Driver	
	70 DALI To 0-10V Dimmable Controller				135 LED Constant Voltage Drivers UWF	154 DULP Constant Current Driver Series	
					113-114 Electronic ballast-EBU Series	155 PCE/DPC Constant Current Driver Series	
					Magnetic Suction	155 DPC Constant Current Driver Series	
					137-142 Magnetic suction Driver Series	156-158 DPE Constant Current Driver Series	
					139-140 DALI Constant Current LED Drivers	159 LTP Constant Current Track Driver Series	
					141 0/1-10V Constant Current LED Drivers	160 DPCC Constant Current Driver Series	
					142 LED Constant Voltage Drivers	161-162 RWP/PWE Constant Current Driver Series	



New Chance

Thanks to the dramatic growth in sales, Euchips is urged to expand, starting with its second modern factory in Suzhou. This new factory covers an area of 12 acres, will be mainly for LED driver production on large scales. The Shanghai factory will continue to function for lighting controllers, system accessories and etc. With improved volume and flexibility of manufacturing, the intimate coordination of the two factories will be continuously providing quality, efficiency and satisfaction to old and new customers.

COMPANY INTRODUCTION

Euchips was first established in 2005, has devoted in lighting control products and systems for 19 years. After years of development, Euchips It is a national high-tech enterprise (Certificate No.:GR201831000716) .

Euchips always focuses on the innovation and development. Our professional and experienced R&D team accounts for over 20% of the whole company employees. Euchips has achieved over 90 patents. and also been awarded National High-Tech Enterprise in 2015, one of the TOP 10 Intelligent Lighting Brand in 2016 and outstanding cooperation of Shanghai Lighting Technology. Nowadays The products have obtained certifications with CE-LVD, CE-EMC, CB, ENEC, SAA, 3C etc., and they have been exported to over 90 countries and regions.

Euchips offers a full range of lighting control product portfolios including DALI, 0-10V, Triac, DMX512, wireless & smart drivers, dimmers and control systems. Our slogan is 'Universal compatibility, None-flickering', Our product are widely used in hotels, bars and night clubs, residential areas, commercial buildings, offices around the world.

Culture

Mission Statement :

Command each lamp and all the lights to save energy and make them shining with charms of artistry.

Expectation(s) in our perspectives:

To create a unique experience for users and a successful opportunity for employees

Our Industrial Culture and Management Philosophy:

Keeping innovative thinking in mind and strive for outstanding products and services

Our Concept of Values:

To undertake employment responsibilities for the society and create a successful environment for employees

Our Spirit:

Innovation, Honesty, Equality, and Responsibility

Be innovative, diligent, professional, pragmatic, responsible and pursuing mutual benefit and win-win situation

Produce Line



Euchips has professional production team with complete SMT lines, advanced high speed chip mounter , soldering and test equipment, automatic production, to maintain consistency in production; we strictly control the quality inspection from raw material to finished product.

1. Universal Auto Insert Machine: Components automatically inserted to PCB, accurate and efficient.

4. total 10 burning testers to burn every products

2. Screen Printing Auto Screen Printer: Solder Paste printed to PCB automatically.

5. Automatic AOI visual inspection, which ensures every material properly used, material and PCB welding spot no lack of tin, insufficient solder and solder skips.

3. 4 JUKI SMT Machines
2 panasonic NPM high speed SMT machines

6. Two dip lines with six ATE testers

Guangzhou Exhibition 2024



Top 25 Chinese LED Industrial Lighting Supply Chain in 2023



Certificates



High-tech enterprises



Top 10 smart lighting brands



Top 10 smart lighting brands



Excellent technology award

Certificates



High-tech Achievements of Shanghai Municipality Transformation project



Shanghai Pudong Intelligence Illumination Federation - Member Unit



China's lighting industry Excellent supplier enterprise



The 5th China LED Initiative Award The Most Potential Award



ISO 9001:2015 Certification



Utility Model Patent Certificate



Software copyright patent certificate



Patent certificate of appearance



Lighting technology and application trend in Shanghai Excellent cooperative enterprise of the forum



Made in China network certification supplier

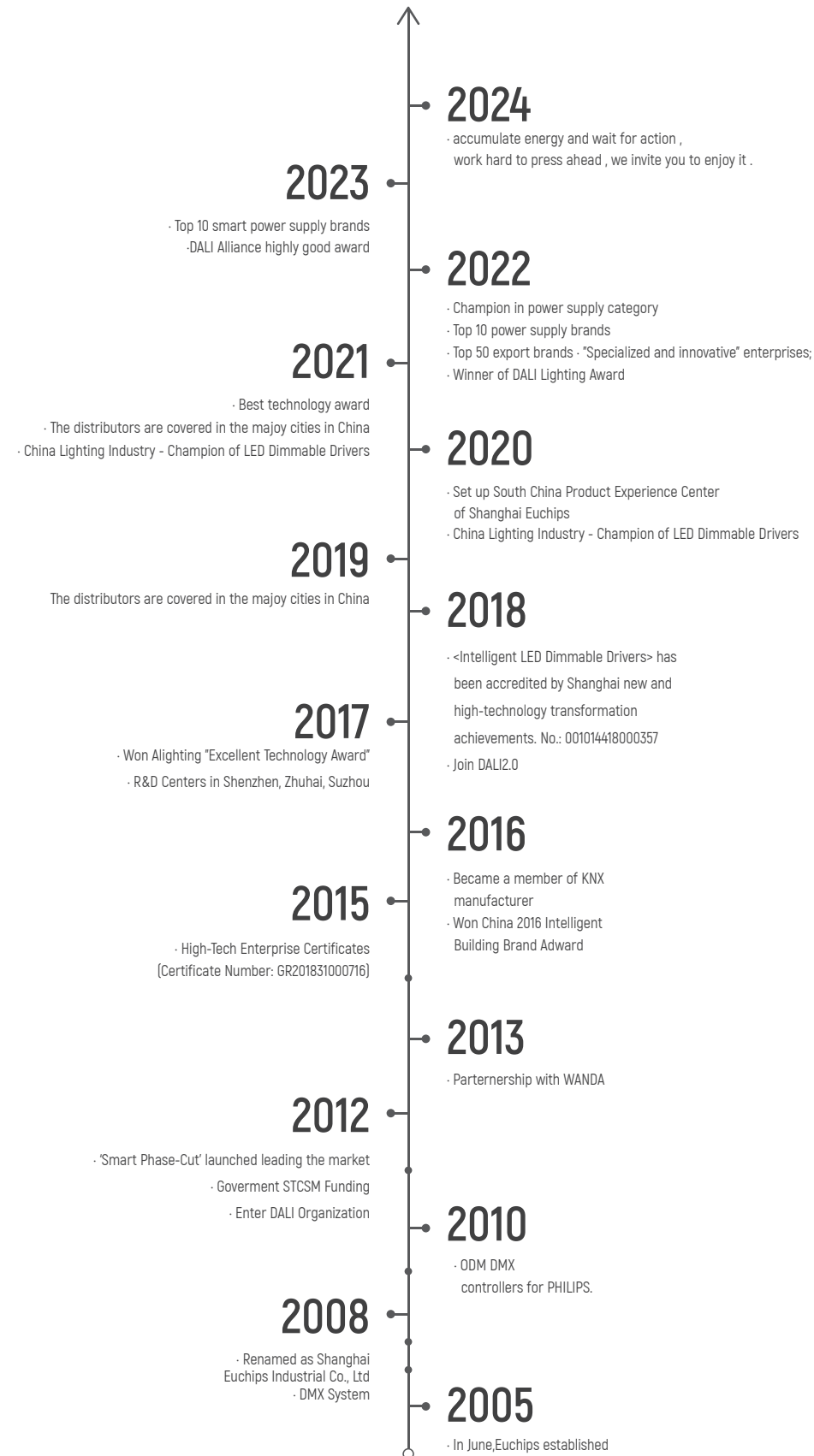


40 intelligent lighting forum member enterprises



Quality management system certification certificate

Development History



China agency



- Northeast Region**
 Shenyang Office, Dalian Office
- North China region**
 Beijing Office, Tianjin Office, Shijiazhuang Office, Taiyuan Office, Zhengzhou Office, Xian Office
- East China district**
 Hangzhou Office, Nanjing Office, ningbo Office, Shanghai Office, Hefei Office, Qingdao Office
- Central China regio**
 Chengdu Office, Changsha Office, Wuhan Office, Chongqing Office
- South China district**
 Kunming Office, Guangzhou Office, Zhongshan Office, Zhuhai Office, Guangzhou Office, Shenzhen Office, Huizhou Office, Xiamen Office, Nanchang Office

Project References

Morpheus luxury City of Dreams Macau

Subway Intelligent lighting



Cost 11 billion US dollars (equivalent to RMB 6.5 billion)
 28,000 tons of steel structure, 4 times the iron consumption of the Eiffel Tower;
 48,000 square meters of glass, enough to mount 120,000pcs of "Mona Lisa's Smile";
 70,500 square meters of reinforced concrete, more than 28 Olympic standard swimming pools;

This is The Morpheus Hotel in Macau.

"Morpheus" means "God of Dreams" in Greek, and Morpheus Hotel probably wants to weave dreams for travelers from all over the world.

The steel bars of the white skeletal structure wrap the building full of "futuristic sense", allowing it to jump out of the same glass exterior building. It has a strong visual impact and breaks through the traditional exaggerated shape. And also it has undergone a disruptive upgrade.

In the hotel, more than Euchips'15,000 constant voltage LED dimmable drivers are used in various intelligent lighting control occasions. This is also the second Zaha Hadid work completed by Euchips. The last one is the Changsha Meixihu International Culture and Art Center.

Because of the strict requirements for safety of subway lighting, in principle, the defect rate is less than one in 100,000. Euchips'LED driver has withstood this test in many subway projects and continues to win more choice from subway projects.

Products: EUP40T-1H12V/24V-0 (6531pcs)
 EUP75T-1H12V/24V-0 (3371pcs)
 EUP150T-1H12V/24V-0 (6022pcs)



Quantities: Totally 15,924pcs

SHENZHEN	HANGZHOU	HEFEI	NINGBO
Line 5	Line 4	Line 3	Line 3
Line 8	Line 5	Line 4	Line 4
Line 9	Hanglin Line		
Gangxia Line			
Shijiazhuang	Fuoshan	Guangzhou	
Line 2	Line 2	Line 11	
Line 3			

Project References



Astoria Ballroom, St. Regis Beijing



Park Hyatt Suzhou




Hilton Guiyang Dongjing Hotel



Pullman Shanghai Zhongxing Hotel



Shanghai Tianmashan Shimao Deep Pit Hotel



Portman Shanghai



Wanda Carnival Hotel



Golden Yan Hotel, Beijing

Xinhongji mall, Shanghai huaihai road
 Ningbo dongqian lake - baiyue hotel
 Beijing grain shop - licheng KTV
 Shandong weifang, weichai power
 Wanda, nanchang, jiangxi
 Wanda - jiangning area, nanjing in jiangsu

Changbaishan Wanda
 Dalian langting hotel
 Beijing yansha bridge - the four seasons hotel
 The raffles hotel in sanya
 Beijing yongli building
 Dandong wanda, liaoning

Wanda jiahua, wuhan
 Wanda ruihua, wuhan
 Hangzhou huanglong hotel
 Beijing shijingshan wanda pullman hotel
 The third space of tangshan
 The courtyard on the Beijing canal


Orange county, Beijing
 Guangzhou zengcheng wanda
 Inner Mongolia chifeng wanda
 The marriott hotel in Shanghai Baohua
 Beijing international trade three period
 Wanda, weifang, shandong

Hangzhou xiaoshan Hilton Hotel
 Shanghai Ruxin exhibition hall
 Chengde jiahua hotel
 Zhejiang jinhua wanda
 Qingshuiwan holiday inn, Hainan
 Dongguan wanda

Greentown westin hotel, haikou
 Crowne plaza, xi'an
 Crowne plaza, sanya
 Qinhuangdao shangri-la hotel
 Kunming wanda
 The changzhou Hilton Hotel

Beijing guili hotel
 The jingguang center in Beijing
 Shangri-la hotel, nanjing
 Hilton Hotel in Tianjin world trade
 Jingzhou wanda, hubei
 Maanshan wanda

Project References



- The kempinski hotel in guangzhou
- The 12th meeting of lake cuihu manor in xiamen lake
- The hainan museum
- Millennium hotel chengdu
- Ningbo hengyi square
- Shenzhen center
- Guangdong pearl

- Zuhai changlong international sea resort area
- Rich hotel, north sea, guangxi
- Yiwu kaiyuan hotel
- The marriott hotel
- Guangzhou's rich flower holiday inn
- Chongqing fuli kaiyue
- The futian Tairan building in Shenzhen

- The cross-strait lighting experience museum
- Shenzhen peace building
- The futian shangri-la hotel in shenzhen
- The four seasons hotel in shenzhen
- The Ritz-Carlton hotel in shenzhen
- Shenzhen imperial court center

- Shenzhen zhongzhou building
- The futian Hilton Hotel in shenzhen
- Luohu shangri-la hotel, shenzhen
- Shenzhen kingkey 100
- Shenzhen China mobile building
- Shenzhen donghai international

- Shenzhen happy coast
- Shenzhen marriott hotel
- Shenzhen bay mansion
- The shekou Hilton Hotel in shenzhen
- The lvcheng Sheraton hotel in shenyang
- The fairmont hotel in Nanjing jiniao building

- Shanghai jing'an shangri-la hotel
- Shanghai xintiandi - the andshi hotel
- Shangri-la hotel, nanchang
- The new world hotel in chongwenmen, Beijing
- The new world hotel in chongwenman, Beijing
- The jiali center in Shanghai pudong

DALI Series

Constant Voltage DALI Driver Series

EUP12D-1H12V-0 12W 12V 53P	EUP24D-1H24V-0 24W 24V 53P	LCP40AD-1H12V 40W 12V LCP40AD-1H24V 40W 24V 53P	EUP75D-1H12V-0 75W 12V EUP75D-1H24V-0 75W 24V 53P	EUP135D-1W12V-0 135W 12V EUP150D-1W24V-0 150W 24V 53P
EUP200AD-1H12V-0 200W 12V EUP200AD-1H24V-0 200W 24V EUP200AD-1H48V-0 200W 48V 58P	LCP75AD-1H12V 75W 12V LCP75AD-1H24V 75W 24V 53P	LCP120D-1H24V 120W 24V 53P	LCP150D-1H24V 150W 24V 53P	LCP120AD-1H12V 120W 12V LCP150AD-1H24V 150W 24V 53P
LCP240AD-1H24V 240W 24V 66P	LCP320AD-1H24V 320W 24V LCP320AD-1H48V 320W 48V 66P	EULP75AD-1H24V 75W 24V 66P	EULP150AD-1H24V 150W 24V 66P	UWP75D-1M12V 75W 12V UWP75D-1M24V 75W 24V 54P
UWP100D-1M12V 100W 12V UWP100D-1M24V 100W 24V 54P	UWP150D-1M12V 150W 12V UWP150D-1M24V 150W 24V 54P	UWP150D-1M36V 150W 36V UWP150D-1M48V 150W 48V 54P	UWP240D-1M12V 240W 12V UWP240D-1M24V 240W 24V UWP320D-1M24V 320W 24V 54P	OWP75D-1W12V 75W 12V OWP75D-1W24V 75W 24V OWP75D-1W24V 75W 24V OWP150D-1W12V 150W 12V OWP150D-1W24V 150W 24V 53P
OWP240D-1M24V 240W 24V 53P	OWP320D-1W24V 320W 24V OWP320D-1W48V 320W 48V 53P	AWS480D-1H24V 480W 24V 53P	AWS600D-1H24V 600W 24V AWS600D-1H48V 600W 48V 53P	

Constant Current DALI Driver Series

PCE6D-1H700C 6W 700mA 63P	EUP10D-1HMC-350-M 10W (120-350mA) EUP10D-1HMC-700-M 10W (350-700mA) 56P	EUP10D-1HMC-0-120 10W (120-300mA) EUP10D-1HMC-0-350 10W (350-700mA) 56P	EUP12D-1HMC-200 12W (200-350mA) EUP15D-1HMC-280 15W (280-450mA) 56P	EUP10D-1HMC-0 10W (120-300mA) EUP12D-1HMC-0 12W (200-350mA) EUP20D-1HMC-0 20W (350-700mA) 56P
EUP12D-1HMC 12W (120-350mA) EUP20D-1HMC 20W (350-700mA) 56P	EUP30D-1HMC-0 30W (790-900mA) 56P	EUP40D-1HMC-0 40W (850-1200mA) EUP50D-1HMC-0 50W (1050-1400mA) 56P	PCP40D-1WMC 40W (350-1050mA) 56P	EUP60D-1HMC-0 60W (1050-1400mA) 56P
PUP10D-1WMC-350 10W (120-350mA) PUP10D-1WMC-700 10W (350-700mA) 55P	PUP20D-1WMC 20W (350-700) 55P	PUP40D-1WMC-850 40W (850-1200) PUP40D-1WMC-1200 40W (850-1200) 55	BMP28D-1SMC 28W (350-700mA) 55P	PUS28D4-1HMC 300-800mA*1 PUS36D4-1HMC 300-1050mA*1 58P
EULP20D-1WMC-0 20W (350-700mA) EULP35D-1WMC-0 35W (600-900mA) 57P	EULP38D-1HMC 38W (150-460mA) EULP40D-1HMC 40W (80-350mA) 57P	EULP60D-1HMC 60W (150-500mA) EULP100D-1HMC 100W (150-500mA) 57P	EULP150D-1HMC 150W (350-700mA) EULP300D-1HMC 300W (500-1400mA) 57P	EULP65D-1HMC 65W (700-1400mA) EULP65D-1HMC-0 65W (1050-1400mA) 57P
EULP75D-1WMC 75W (800-1500mA) EULP80D-1WMC 80W (150-400mA) 57P	RWP12D-1H300C 12W (300mA) RWP22D-1H600C 22W (600mA) 55P	RWP30D-1H700C 30W (700mA) RWP40D-1H1000C 40W (1000mA) 55P	LTP25D-1HMC 25W (350-700mA) LTP40D-1HMC 40W (700-1050mA) 55P	LWP13D-1H300C 13W (300mA) LWP19D-1H450C 19W (450mA) 58P
LWP22D-1H600C 22W (600mA) LWP30D-1H700C 30W (700mA) 58P	LWP40D-1H950C 40W (950mA) LWP45D-1H1050C 45W (1050mA) LWP50D-1H1200C 50W (1200mA) 58P	AWS150D-1U4200C 150W 2800-4200mA*1 (Default:4200mA) 56P	AWS320D-1UMC 320W 6.6A AWS480D-1UMC 480W 10A 56P	AWS800D-1UMC 800W 14A 53P

DALI Master Controller DALI Bus Power Supply DALI to 0-10V Converter Group Input Module DALI Relay

DALI-200 DALI2.0 \ DT8 62P	DALI-130 63P	DALI6000 64P	DALI-GSC-4 64P	DALI-T01 DALI-T02 64P
----------------------------------	-----------------	-----------------	-------------------	-----------------------------

Constant Voltage DALI Decoder Series

DALI6010 DC 10A*1CH 58P	DALI6002E1 DC 8A*2CH 58P	DALI6003E1 DC 6A*3CH DALI6004 DC 5A*4CH 58P	DIM101D-DIN DC 10A*1CH 58P
-------------------------------	--------------------------------	---	----------------------------------

DALI Constant Current Tunable White DT8

EUP12D-2HMC 12W (120-350mA) EUP20D-2HMC 20W (350-700mA) 69P	EUP12D-2HMC-0 12W (120-350mA) EUP20D-2HMC-0 20W (350-700mA) 69P	EUP40D-2HMC-0 40W (500-800mA) 69P	EULP50D-2HMC-0 50W (900-1400mA) 69P	EULP85D-2HMC 85W (1100-1800mA) 69P
---	---	---	---	--

DALI Constant Voltage Tunable White DT8

LCP75D-2W12V 75W 12V LCP75D-2W24V 75W 24V 60P	LCP150D-2W12V 150W 12V LCP150D-2W24V 150W 24V 60P	LCP200D-2H48V 200W 48V LCP320D-2H24V 320W 24V 60P	EULP75D-2H24V 75W 24V EULP150D-2H24V 150W 24V 60P	DALI-A01 DALI-A02 60P
---	---	---	---	-----------------------------

DALI Dimmer

DALI-P02 61P	DALI-P03 61P	DALI-P03-A 61P	DALI-CCT 62P	DALI-P40D 62P
-----------------	-----------------	-------------------	-----------------	------------------

DALI Tunable White (RGB)Panel

DALI-P05 61P

DALI to Phase Cut Signal Converter

DALI-GSC-5 73P

DALI to 0/1-10V Converter

EUD-A02 64P

Relay Switch Controller

EURO820-DDL 20A*8CH 67P	EUR1220-DDL 20A*12CH 67P
-------------------------------	--------------------------------

EU-BUS & DALI Gateway

EUG-DALI-2 6A*2 68P	EUG-DALI 68P
---------------------------	-----------------

DALI & Phase-Cut Dimmable Controller

EUMA0405-DDL 20A*4 69P	EUT0802-DDL 2A*8 69P
------------------------------	----------------------------

DALI & 0/1-10V Dimmable Controller

EURO420 20A*4CH 70P

DALI Constant Current Decoder

DSC4LMC 65W (350-700mA) 63P	EUDD-4A 2W (50mA*4) 63P
-----------------------------------	-------------------------------

Phase-Cut Series

Constant Voltage Dimmable Driver Series

EUP12T-1H12V-1 12W 12V 74P	EUP24T-1H24V-0 24W 24V 73P	EUP40T-1H12V-0 40W 12V EUP40T-1H24V-0 40W 24V 73P	EUP75T-1H12V-0 75W 12V EUP75T-1H24V-0 75W 24V 73P	EUP150T-1H12V-0 150W 12V EUP150T-1H24V-0 150W 24V 73P
EUP200T-1H12V-0 200W 12V EUP200T-1H24V-0 200W 24V 73P	LCP75T-1H12V 75W 12V LCP75T-1H24V 75W 24V 73P	OWP75T-1H24V 75W 24V NEW 74P	EULP75T-1H24V 75W 24V NEW 73P	OWP120T-1H24V 120W 24V NEW 74P
OWP150T-1H24V 150W 24V OWP240T-1H24V 240W 24V NEW 74P	LCP150T-1H12V 150W 12V LCP150T-1H24V 150W 24V 73P	LCP150T-1H36V 150W 36V LCP240T-1H24V 240W 24V 73P	EULP150T-1H24V 150W 24V 73P	MUP60T-1W12V 60W 12V MUP60T-1W24V 60W 24V 73P
MUP96T-1W12V 96W 12V MUP96T-1W24V 96W 24V 73P	DUCN100AT-1H12V 100W 12V DUCN100AT-1H24V 100W 24V NEW 73P	DUCN200AT-1H24V 200W 24V NEW 73P	MWS320T-1H24V 320W 24V NEW 74P	MUP60AT-1W24V-B 60W 24V MUP96AT-1W24V-B 96W 24V NEW 73P

Constant Current Dimmable Driver Series

EUP10T-1HMC-0-120 10W (120-350mA) EUP10T-1HMC-0-350 10W (350-700mA) 76P	EUP12T-1HMC-0 12W (200-350mA) 63P	EUP10T-1HMC-0 10W (120-350mA) EUP15T-1HMC-0 15W (350-500mA) 76P	EUP20T-1HMC-0 20W (350-700mA) EUP30T-1HMC-0 30W (600-900mA) 75P	EUP12T-1HMC-200 12W (200-350mA) EUP15T-1HMC-280 15W (280-450mA) NEW 86P
EUP30T-1HMC-0 30W (550-900mA) 76P	EUP45T-1HMC-0 45W (500-1050mA) 76P	EUP60T-1HMC-0 60W (900-1400mA) 76P	PUP10T-1LMC-350 10W(120-350) PUP10T-1LMC-700 10W(350-700) 75P	PUP20T-1LMC 20W (350-700mA) 75P
PUP40T-1LMC-850 40W(500-850) PUP40T-1LMC-1200 40W(850-1200) 75P	EUP30T-1HMC-0 30W (550-900mA) 75P	PCS10T-1HMC 10W (150/160/210mA) PCS15T-1HMC 15W (250/300/350mA) 75P	DPC20T-1H500C 20W (500mA) DPC30T-1H700C 30W (700mA) DPC40T-1H900C 40W (900mA) 75P	AWS10T-1H250C 10W (250mA) AWS15T-1H350C 15W (350mA) AWS20T-1H500C 20W (500mA) AWS30T-1H750C 30W (750mA) AWS40T-1H1050C 40W (1050mA) 85P

Phase-Cut Panel Controller Series

Walldim105E1 77P	Walldim107 NEW 77P	Walldim108W NEW 77P	Walldim109W NEW 77P
---------------------	-----------------------	------------------------	------------------------

Phase-Cut Constant Voltage Dimmer

DIM105 DC 15A*1CH 76P	Triac Bleeder TB01 78P
-----------------------------	---------------------------

Phase Cut Dimmable Controller

EUMA0405-DDL 20A*4 79P	EUT0802-DDL 2A*8 79P
------------------------------	----------------------------

SCR Power Amplifier

EUPB0110 80P	EUPB0205 80P
-----------------	-----------------

0-10V/1-10V Series

Constant Voltage Dimmable Driver Series

EUP12A-1W12V-1 12W 12V MR16 84P	EUP24A-1H24V-1 24W 24V 83P	EUP75A-1H24V-1 75W 24V 83P	EUP135A-1W12V-1 135W 12V EUP150A-1W24V-1 150W 24V 83P	LCP75A-1H24V 75W 24V 83P
LCP75A-2W24V 75W 24V Tunable White 83P	LCP150A-1H24V 150W 24V 83P	LCP150A-2W24V 150W 24V Tunable White 83P	LCP240AD-1H24V 240W 24V LCP320AD-1H24V 320W 24V 83P	MUP60AT-1W24V-B 60W 24V MUP96AT-1W24V-B 96W 24V NEW 83P
DUCN100AT-1H12V 100W 12V DUCN100AT-1H24V 100W 24V 83P	DUCN200AT-1H24V 200W 24V 83P	UWP75A-1M12V 12V UWP75A-1M24V 24V 84P	UWP100A-1M12V/24V 100W 12V/24V UWP150A-1M12V/24V/48V 150W 12V/24V/48V 84P	UWP240A-1M12V/24V 240W 12V/24V UWP320A-1M24V 320W 24V 84P

Constant Current Dimmable Driver Series

DPC7A-1HMC 7W (130-190mA) DPC18A-1HMC 18W (260-400mA) 86P	DPC21A-1HMC 21W (260-400mA) 86P	DPC33A-1HMC 33W (500-800mA) 86P	DPC35A-1HMC 35W (550-850mA) DPC36A-1HMC 36W (650-950mA) 86P	EUP10A-1HMC-1 10W (120-300mA) 85P
EUP10A-1HMC-1-120 10W (120-350mA) EUP10A-1HMC-1-350 10W (350-700mA) 85P	EUP10A-1HMC-300-M 10W (120-300mA) EUP10A-1HMC-700-M 10W (350-700mA) 85P	EUP12A-1HMC-200 12W (200-350mA) EUP15A-1HMC-280 15W (280-450mA) NEW 96P	EUP12A-1HMC-1 12W (200-350mA) 12W (180-300mA) 85P	EUP12A-2HMC 12W (120-350mA) EUP20A-2HMC 20W (350-700mA) NEW 85P
EUP12A-1HMC-M 12W (120-350mA) 85P	EUP15A-1HMC-1 15W (350-500mA) EUP20A-1HMC-1 20W (350-700mA) 85P	PCM12A-1H300C 12W (300mA) PCM20A-1H500C 20W (500mA) NEW 85P	EUP12A-1HMC 12W(120-350) EUP20A-1HMC 20W(350-700) 85P	EUP20A-1HMC-M 20W (350-700mA) EUP30A-1HMC-1 30W (790-900mA) 85P
EUP30A-1HMC-M 30W (550-900mA) 85P	EUP40A-1HMC-1 40W (850-1200mA) 85P	EUP40A-1HMC-M 40W (750-1100mA) 85P	EUP50A-1HMC-1 50W (1050-1400mA) 85P	EUP50A-1HMC-M 50W (800-1400mA) NEW 85P
EUP60A-1HMC-1 60W (1050-1400mA) 85P	PUP10A-1WMC-350 10W (120-350mA) PUP10A-1WMC-700 10W (350-700mA) 86P	PUP20A-1WMC 20W (350-700mA) 86P	PUP40A-1WMC-850 40W (500-850mA) PUP40A-1WMC-1200 40W (850-1200mA) 86P	EULP35A-1H1400C-0 35W (1400mA) EULP50A-1H1400C-0 50W (1400mA) 86P
EULP20A-1HMC 20W (350-700mA) NEW 86P	EULP35A-1HMC 35W (550-900mA) NEW 86P	EULP65A-1HMC 65W (700-1400mA) NEW 86P	AWS50A-1UMC-1000 50W(500-2100mA) NEW 85P	AWS600A-1UMC 600W (11.8mA) AWS800A-1UMC 800W (14.8A) NEW 85P

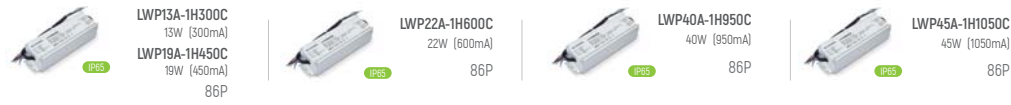
0/1-10V Tunable White

Constant Current

EUP12A-2HMC 12W (120-350mA) EUP20A-2HMC 20W (350-700mA) 87P	EULP40A-2WMC 40W (415/620/830mA) Tunable White 87P	EUP40A-2HMC 40W (750-1100mA) Tunable White 87P	EULP80A-2WMC 80W (830/1250/1660mA) Tunable White 87P	LCP75A-2W24V 75W 24V LCP150A-2W24V 150W 24V 87P
---	--	--	--	---

Constant Voltage

Constant Current Waterproof Driver Series



Japan PSE Constant current dimmer driver



Dimmable Panel



Dimmable Panel



Dimmer



Tunable White Panel



Tunable White Dimmer



Tunable White Dimmer



Analog Signal Amplifier



Constant Voltage 0-10V Dimmer Series




DALI&1-10V Five-in-one Dimmable Drivers

Constant Current Dimmable Drivers



Constant Voltage Dimmable Driver



Relay Switch Controller



DALI/DMX & 0/1-10V Dimmable Controller

LED Power Amplifier Series



DMX Series

Constant Voltage DMX Decoder Series




Constant Current DMX Decoder Series



DMX/RDM Master Controller (Stand Alone/Software)



DMX Panel Controller Series



Constant Current DMX Driver Series



Constant Current DMX Driver Series



Constant Voltage DMX Driver Series



DMX Constant Voltage Tunable White Series



DMX Signal Splitter Series



Relay Switch Controller



DMX & 0-10V Dimmable Controller



DMX & Phase Cut Dimmable Controller



Universal LED Drivers (Mainly for North America)

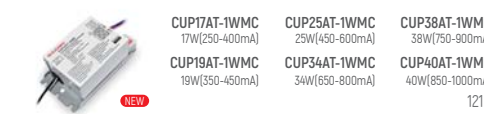
0-10V Constant Current Dimmable Driver- ARC Series



0-10V Constant Current Dimmable Driver- PUP Series



CUP Constant Current Driver- CUP Series



0-10V CC Tunable White Drivers- EULP Series



Current Distributor



0-10V Constant Voltage Dimmable Driver- MUP Series



0-10V Dimmable Controller



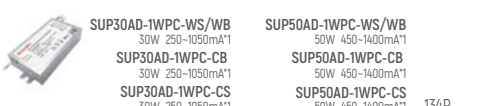
0-10V & DALI Dimmable Driver



0-10V, Triac Dimmer



0-10V & DALI CC Dimmable Drivers - CUP Series



Triac Constant Current Dimmable Driver- PUP Series



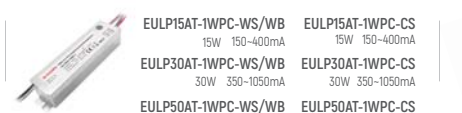
Triac & 0-10V Constant Voltage Dimmable Driver- MUP Series



Triac&0-10V CC Dimmable Drivers - PUP Series



Triac&0-10V CC Dimmable Drivers - EULP Series



Triac&0-10V CC Dimmable Drivers



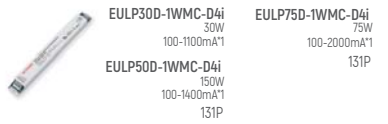
DALI CC Dimmable Drivers



DALI Constant Current Dimmable Driver



DALI CC Dimmable Drivers - EULP Series



DALI&DMX CV Dimmable Drivers - LCP Series



DMX CV Dimmable Drivers - MUP Series



LED Waterproof Constant Voltage Driver



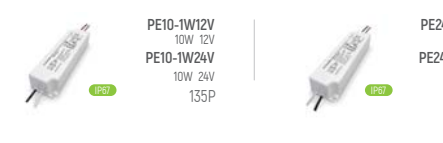
Mini Size Constant Voltage Driver



Non-Dimmable Constant Voltage Driver - PES



Non-Dimmable Constant Voltage Driver - PE



Non-Dimmable Constant Voltage Driver - PEE



Electronic ballast



Magnetic Track Drivers Series

DALI Constant Current Dimmable Driver



DALI CV Dimmable Driver



DALI Constant Current Tunable White Drivers (DT8)



DALI Constant Voltage Tunable White Drivers (DT8)



0/1-10V Constant Current Dimmable Driver



0/1-10V CV Dimmable Driver



LED CC Driver



Non-Dimmable Constant Voltage Drivers Series

UWP Ultra-Thin Waterproof Driver Series



Ultra-Thin Grid Power Supply



UCS Ultra-Thin Grid Power Supply



DLRS Driver Series



LD Ultra-Thin Driver Series



DLP-B/DLPE-B Constant Voltage Driver Series



Special switch driver for rain protection



AWS Waterproof Driver



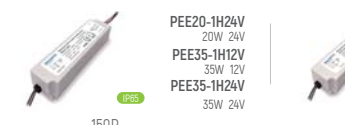
OWP Waterproof Driver



DUCP Waterproof Driver



PEE Constant Voltage Driver Series




DPC CV Drivers



CCT Switching Drivers



PUP Constant Current Driver Series



NFC Ultra-Thin Power Supply



NCF Reader-writer




LM Constant Voltage Drivers



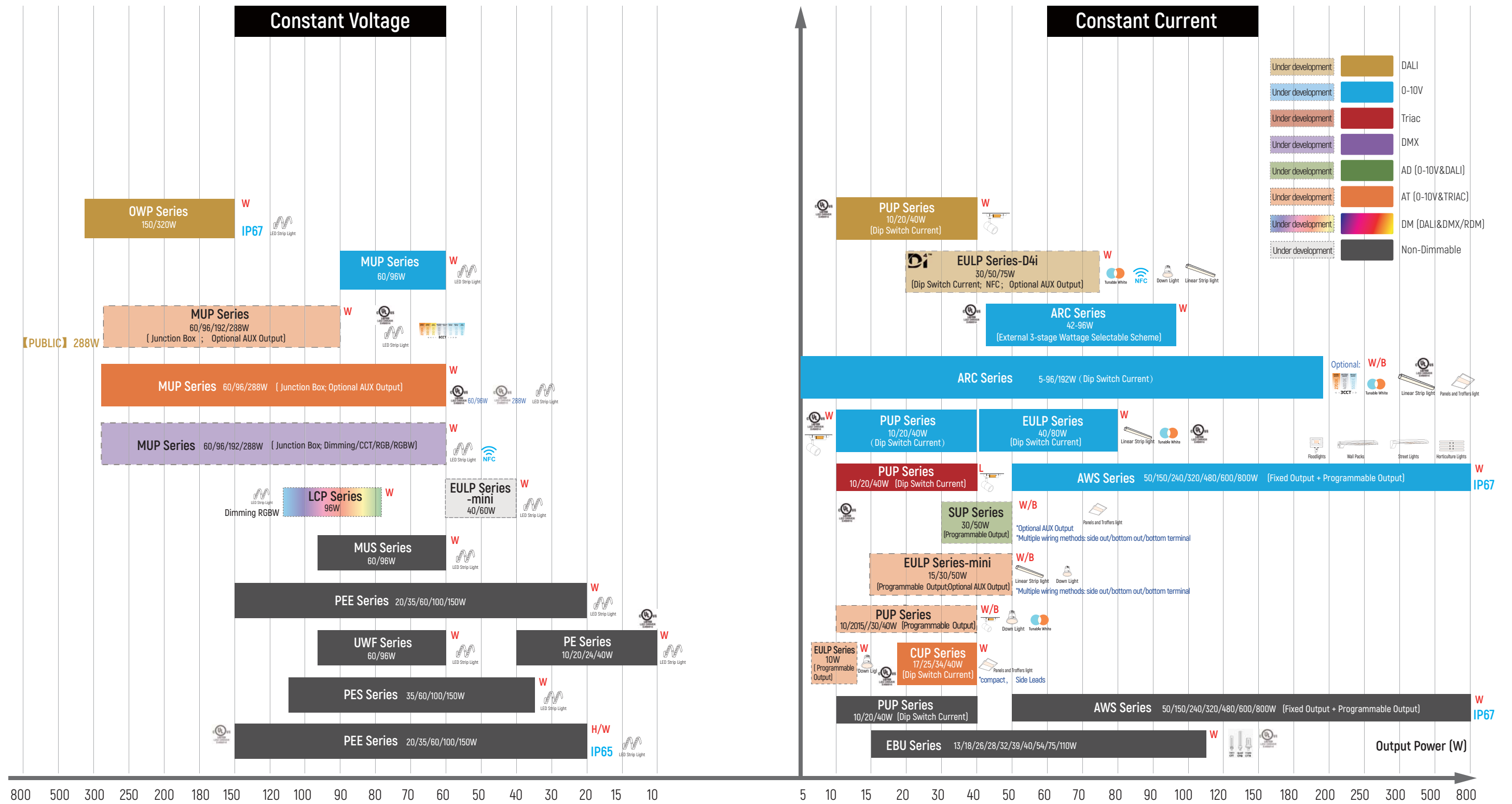
Euchips Product Roadmap 2024

Constant Voltage LED Drivers



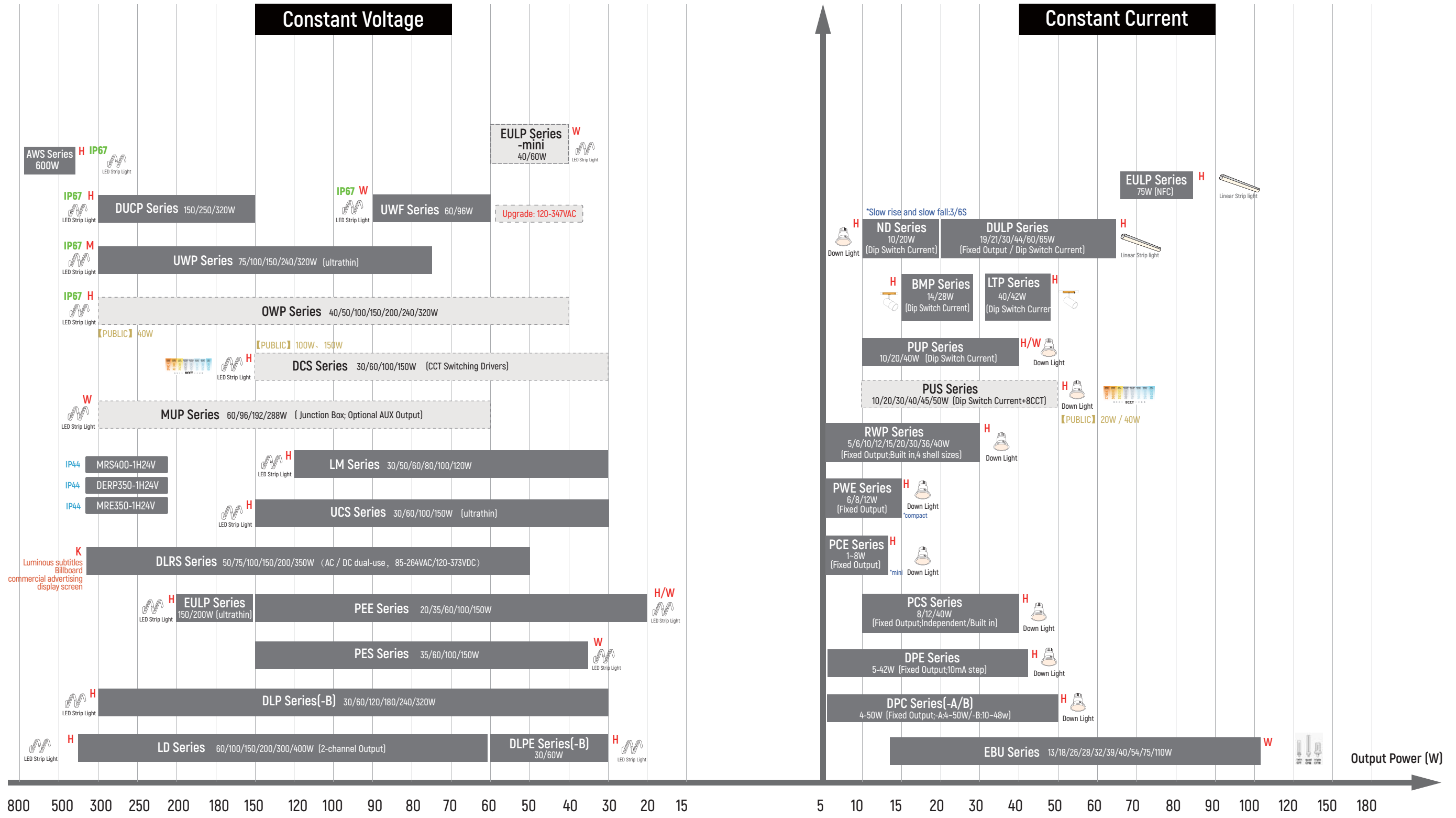
Euchips Product Roadmap 2024

US LED Drivers



Euchips Product Roadmap 2024

Non-Dimmable LED Drivers



Downlight Ceiling light



Standalone Drivers



PCE



EUP 10W-30W



EUP 40W-60W



EUP 12W/20W 135*36*25

Dim Type	Output Power	Item No.	Input Voltage _(VAC)	Output Current Channel	Output Voltage _(VDC)	Size(L*W*H) (mm)	Page		
DALI	6W	PCE6D-1H700C	220-240	700mA*1	2-25	84*20*20	56		
	10W	EUP10D-1HMC-0-120	220-240	120/150/170/200/220/250/270/300mA*1	9-45	110*30*22	56		
		EUP10D-1HMC-0-350	220-240	350/400/450/500/550/600/650/700mA*1	2-24	110*30*22	56		
		EUP10D-1HMC-350-M	220-240	120/150/180/210/260/290/320/350mA*1	9-42	90*42*30	56		
		EUP10D-1HMC-700-M	220-240	350/400/450/500/550/600/650/700mA*1	2-21	90*42*30	56		
		EUP10D-1HMC-0	220-240	120/180/240/300mA*1	9-40	150*43*29	56		
	12W	EUP12D-1HMC-0	220-240	200/250/300/350mA*1	9-40	150*43*29	56		
	20W	EUP20D-1HMC-0	220-240	350/500/550/700mA*1	9-40	150*43*29	56		
		EUP20D-1HMC	220-240	350/400/450/500/550/600/650/700mA*1	9-42	135*36*25	56		
	30W	EUP30D-1HMC-0	220-240	550/600/650/700/750/800/850/900mA*1	9-45	150*43*29	56		
	40W	EUP40D-1HMC-0	220-240	850/900/950/1000/1050/1100/1150/1200mA*1	9-45	137*82*31	56		
		PCP40D-1WMC	100-277	350/500/600/700/800/850/900/1050mA*1	9-48	103*68*30	56		
	50W	EUP50D-1HMC-0	220-240	1050/1100/1150/1200/1250/1300/1350/1400mA*1	9-45	137*82*31	56		
	60W	EUP60D-1HMC-0	200-240	1050/1200/1400mA*1	9-58	203*54*33	56		
0/1-10V	10W	EUP10A-1HMC-1	220-240	120/180/240/300mA*1	9-40	150*43*29	85		
		EUP10A-1HMC-300-M	220-240	120/180/240/300mA*1	9-42	89*41*29	85		
		EUP10A-1HMC-700-M	220-240	350/500/550/700mA*1	2-21	89*41*29	85		
		EUP10A-1HMC-1-120	220-240	120/150/180/200/240/270/300/350mA*1	9-42	110*30*22	86		
	12W	EUP10A-1HMC-1-350	220-240	350/400/450/500/550/600/650/700mA*1	2-21	110*30*22	86		
		EUP12A-1HMC-1-200	220-240	200/220/240/260/280/300/320/350mA*1	9-42	150*43*29	86		
		EUP12A-1HMC-1	220-240	200/250/300/350mA*1	9-40	150*43*29	85		
		EUP12A-1HMC	220-240	120/150/180/210/250/280/300/350mA*1	9-42	135*36*25	85		
	15W	EUP12A-1HMC-1	220-240	180/240/300mA*1	9-40	150*43*29	85		
		EUPM12A-1L240C-1	100-130	240mA*1	9-45	150*43*29	85		
		EUP15A-1HMC-1-280	220-240	280/300/320/350/380/400/420/450mA*1	9-42	150*43*29	86		
		EUP15A-1HMC-1	220-240	350/400/450/500mA*1	9-40	150*43*29	85		
	20W	EUP15A-1HMC-1	220-240	280/350/450mA*1	9-40	150*43*29	85		
		EUP20A-1HMC-1	220-240	350/500/550/700mA*1	9-40	150*43*29	85		
		EUP20A-1HMC	220-240	350/400/450/500/550/600/650/700mA*1	9-42	135*36*25	85		
	30W	EUPM20A-1L400C-1	220-240	350/400/450/500/550/600/650/700mA*1	9-42	135*36*25	85		
		EUP30A-1HMC-1	220-240	550/600/650/700/750/800/850/900mA*1	9-45	150*43*29	85		
		EUPM30A-1L600C-1	100-130	600mA*1	9-42	150*43*29	85		
	40W	EUP40A-1HMC-1	220-240	850/900/950/1000/1050/1100/1150/1200mA*1	9-45	137*82*31	85		
		EUPM40A-1L800C-1	100-130	800mA*1	9-45	137*82*31	85		
		EUP50A-1HMC-1	220-240	1050/1100/1150/1200/1250/1300/1350/1400mA*1	9-45	137*82*31	85		
	50W	EUP50A-1HMC-M	220-240	800/900/1000/1050/1100/1200/1300/1400mA*1	9-45	185*42.5*28.5	85		
		EUPM50A-1L1050C-1	100-130	1050mA*1	9-45	137*82*31	85		
		EUP60A-1HMC-1	200-240	1050/1200/1400mA*1	9-58	203*54*33	85		
	60W	EUPM60A-1L1200C-1	100-130	1200mA*1	9-45	137*82*31	85		
		10/15/20/30/40W	AWSXXT-1HXXXC	220-240	250/350/500/750/1050mA*1	9-45	TBD	75	
	Triac/ELV	10W	EUP10T-1HMC-0	220-240	120/180/240/300mA*1	9-40	150*43*29	75	
			EUP10T-1HMC-0-120	220-240	120/150/180/210/270/300/330/350mA*1	9-42	110*30*22	75	
EUP10T-1HMC-0-350			220-240	350/400/450/500/550/600/650/700mA*1	2-21	110*30*22	75		
12W		EUP12T-1HMC-1-200	220-240	200/220/240/260/280/300/320/350mA*1	9-42	150*43*29	75		
		EUP12T-1HMC-0	220-240	200/250/300/350mA*1	9-40	150*43*29	75		
15W		EUP12T-1HMC-0	200-240	180/240/300mA*1	9-42	150*43*29	75		
		EUP15T-1HMC-1-280	220-240	280/300/320/350/380/400/420/450mA*1	9-42	150*43*29	75		
		EUP15T-1HMC-0	220-240	350/400/450/500mA*1	9-40	150*43*29	75		
20W		EUP15T-1HMC-0	200-240	280/350/380/450mA*1	9-42	150*43*29	75		
		EUP20T-1HMC-0	220-240	350/400/450/500/550/600/650/700mA*1	9-40	150*43*29	75		
30W		EUP20T-1HMC-0	200-240	350/500/550/700mA*1	9-42	150*43*29	75		
		EUP30T-1HMC-0	220-240	550/600/650/700/750/800/850/900mA*1	9-42	185*43*29	75		
		EUP30T-1HMC-0	200-240	600/700/800/900mA*1	9-45	150*43*29	75		
45W		EUP45T-1WMC-0	200-240	500/700/900/1050mA*1	33-65	137*82*31	76		
60W		EUP60T-1HMC-0	200-240	900/1050/1200/1400mA*1	9-66	137*82*31	76		
Tunable White		DALI	12W	EUP12D-2HMC-0	220-240	120/150/180/200/240/270/300/350mA 2	9-42	150*43*29	59
			20W	EUP20D-2HMC-0	220-240	350/400/450/500/550/600/650/700mA 2	9-42	150*43*29	59
			40W	EUP40D-2HMC-0	220-240	500/600/700/800mA 2	9-42	137*82*31	59
	0/1-10V	12W	EUP12A-2HMC	220-240	120/150/180/210/260/290/320/350mA*1	9-42	150*43*29	87	
		20W	EUP20A-2HMC	220-240	350/400/450/500/550/600/650/700mA 2	9-42	150*43*29	87	
		40W	EUP40A-2HMC	220-240	750/800/850/900/950/1000/1050/1100mA 2	9-45	185*42.5*28.5	87	

Track Spotlight



Built-in Drivers



PUP



RWP



LTP



BMP

	Dim Type	Output Power	Item No.	Input Voltage(VAC)	Output Current Channel	Output Voltage (VDC)	Size(L*W*H) (mm)	Page		
Dimmable	DALI	10W	PUP10D-1WMC-350	120-277	120/150/180/210/260/290/320/350mA*1	9-42	75*35*26.5	55		
			PUP10D-1WMC-700	120-277	350/400/450/500/550/600/650/700mA*1	2-21	75*35*26.5	55		
		12W	RWP12D-1H300C	220-240	300mA*1	9-40	φ55*H28	55		
		20W	PUP20D-1WMC	120-277	350/400/450/500/550/600/650/700mA*1	9-45	88*43*26.5	55		
		22W	RWP22D-1H600C	220-240	600mA*1	9-36	φ65*H28	55		
		30W	RWP30D-1H700C	220-240	700mA*1	9-42	φ80*H30	55		
		40W	PUP40D-1WMC-850	120-277	500/550/600/650/700/750/800/850mA*1	9-48	121*44*26.5	55		
			PUP40D-1WMC-1200	120-277	850/900/950/1000/1050/1100/1150/1200mA*1	9-42	121*44*26.5	55		
		0/1-10V	10W	PUP10A-1WMC-700	120-277	350/400/450/500/550/600/650/700mA*1	2-21	75*35*26.5	86	
				PUP10A-1WMC-350	120-277	120/150/180/210/260/270/320/350mA*1	9-42	75*35*26.5	86	
	20W		PUP20A-1WMC	120-277	350/400/450/500/550/600/650/700mA*1	9-45	88*43*26.5	86		
	40W		PUP40A-1WMC-850	120-277	500/550/600/650/700/750/800/850mA*1	9-48	121*44*26.5	86		
			PUP40A-1WMC-1200	120-277	850/900/950/1000/1050/1100/1150/1200mA*1	9-42	121*44*26.5	86		
			PUP10T-1HMC-350	220-240	120/150/180/210/260/290/320/350mA*1	9-42	75*35*26.5	75		
	Triac/ELV	10W	PUP10T-1HMC-700	220-240	350/400/450/500/550/600/650/700mA*1	2-21	75*35*26.5	75		
			PUP20T-1HMC	220-240	350/400/450/500/550/600/650/700mA*1	9-45	88*43*26.5	75		
			PUP40T-1HMC-850	220-240	500/550/600/650/700/750/800/850mA*1	9-48	121*44*26.5	75		
		PUP40T-1HMC-1200	220-240	850/900/950/1000/1050/1100/1150/1200mA*1	9-42	121*44*26.5	75			
	0/1-10V& Triac/ELV	10W	PUP10AT-1WPC	120-277	120-350mA*1	9-54V	84*40*25	125		
			PUP20AT-1WPC	120-277	280-500mA*1	9-54V	84*40*25	125		
PUP30AT-1WPC			120-277	350-700mA*1	9-54V	84*40*25	125			
PUP40AT-1WPC			120-277	500-1050mA*1	9-54V	84*40*25	125			
DALI	DALI	12W	RWP12D-1H300C	220-240	300mA*1	9-40	φ55*H28	55		
		14W	BMP14D-1SMC	42-52	120/150/180/210/250/280/300/350mA*1	9-40	125*14*10	139		
		21W	BMP21D-1SMC	42-52	700/750/800/850/900/950/1000/1050mA*1	9-20	125*14*10	139		
		22W	RWP22D-1H600C	220-240	600mA*1	9-36	φ65*H28	55		
		28W	BMP28D-2SMC-S	42-52	350/400/450/500/550/600/650/700mA - 2	9-40	125*14*10	139		
			BMP28D-1SMC	42-52	350/400/450/500/550/600/650/700mA*1	9-40	125*14*10	139		
		30W	RWP30D-1H700C	220-240	700mA*1	9-42	φ80*H30	55		
		48W	BMP48D-1S48V	24-48	1A*1	24-48	125*14*10	140		
		25W	LTP25D-1HMC	220-240	350/400/450/500/550/600/650/700mA*1	12-42	260*32*44.5	55		
		40W	LTP40D-1HMC	220-240	700/750/800/850/900/950/1000/1050mA*1	12-42	260*32*44.5	55		
		0/1-10V	14W	BMP14A-1SMC	42-52	120/150/180/210/250/280/300/350mA*1	9-40	125*14*10	141	
				BMP28A-1SMC	42-52	350/400/450/500/550/600/650/700mA*1	9-40	125*14*10	141	
				BMP28A-2SMC-S	42-52	350/400/450/500/550/600/650/700mA*1	9-40	125*14*10	141	
		Tunable White	DALI	14W	BMP14D-2SMC	42-52	120/150/180/210/250/280/300/350mA - 2CH	9-40	125*14*10	139
				28W	BMP28D-2SMC	42-52	350/400/450/500/550/600/650/700mA - 2CH	9-[Vin-6]VDC	125*14*10	139
		ON/OFF	/	28W	BMP28-1SMC	42-52	350/500/550/700mA*1	9-40	125*14*10	142
		No/Off	/	14W	LTP14-1HMC-3X-B W G	15-40	200/250/300/350mA*1	15-40	118*34.4*45	158
					LTP32-1HMC-3X-B W G	15-40	500/600/700/800mA*1	15-40	118*34.4*45	158
LTP40-1HMC-3X-B W G	15-40				700/800/900/1000mA*1	15-40	118*34.4*45	158		
42W	LTP42-1HMC-4X-530 B W G			10-42	350/400/450/500/550/600/650/700/750/800/850/900/950/1000/1050mA*1	10-42	155*31*42	158		
5W	RWP5-1H100C-W			220-240	100mA*1	27-42	φ42x20	160		
6W	RWP6-1H150C-W			220-240	150mA*1	27-42	φ42x20	160		
10W	RWP10-1H200C-W			220-240	200mA*1 250mA*1	30-50 27-40	φ42x20	160		
12W	RWP12-1H300C-W			220-240	300mA*1	27-42	φ42x20	160		
15W	RWP15-1H350C-W			220-240	350mA*1	30-42	φ42x20	160		
20W	RWP20-1H500C-C2			220-240	500mA*1	27-40	φ50.5x21.5	160		
30W	RWP30-1H700C-C3			220-240	700mA*1	27-42	φ57x25.5	160		
36W	RWP36-1H850C-C4			220-240	850mA*1	27-42	φ69.4x25.2	160		
40W	RWP40-1H1050C-C4			220-240	1050mA*1	27-40	φ69.4x25.2	160		

Panel Light



EUP



PCP




HUP



AWS


Profile Light



EULP

	Dim Type	Output Power	Item No.	Input Voltage(VAC)	Output Current Channel	Output Voltage (VDC)	Size(L*W*H) (mm)	Page
Panel Light	DALI	28W	PUS28D4-1HNC <small>NEW</small>	220-240	300-800mA*1	24-54	TBD	56
		36W	PUS36D4-1HNC <small>NEW</small>	220-240	300-1050mA*1	24-54	TBD	56
		40W	EUP40D-1HMC-0	220-240	850/900/950/1000/1050/1100/1150/1200mA*1	9-45	137*82*31	56
			PCP40D-1WMC	100-277	350/500/600/700/800/850/900/1050mA*1	9-48	103*68*30	56
		50W	EUP50D-1HMC-0	220-240	1050/1100/1150/1200/1250/1300/1350/1400mA*1	9-45	137*82*31	56
	60W	EUP60D-1HMC-0	200-240	1050/1200/1400mA*1	9-58	203*54*33	56	
	Triac/ELV	45W	EUP45T-1WMC-0	200-240	500/700/900/1050mA*1	33-65	137*82*31	76
		60W	EUP60T-1HMC-0	200-240	900/1050/1200/1400mA*1	9-66	137*82*31	76
	0/1-10V	40W	EUP40A-1HMC-1	220-240	850/900/950/1000/1050/1100/1150/1200mA*1	9-45	137*82*31	85
		50W	EUP50A-1HMC-1	220-240	1050/1100/1150/1200/1250/1300/1350/1400mA*1	9-45	137*82*31	85
		50W	EUP50A-1HMC-M	220-240	800/900/1000/1050/1100/1200/1300/1400mA*1	9-45	185*42.5*28.5	85
	DALI & 0/1-10V	60W	EUP60A-1HMC-1	200-240	1050/1200/1400mA*1	9-58	203*54*33	85
		40W	EUP40AD-1HMC-M	220-240	750/800/850/900/950/1000/1050/1100mA*1	9-45	185*43*29	65
			PSP45AD-1HMC	200-240	500/600/700/800/900/1050/1200/1400mA*1	19-52	180*70*32	65
	0/1-10V	45W	PCP45AD-1HMC	220-240	700/750/800/850/900/950/1000/1050mA*1	9-45	103*68*30	65
50W		EUP50AD-1HMC-M	220-240	800/900/1000/1050/1000/1200/1300/1400mA*1	9-45	185*43*29	65	
5-192W		ARCXXAX-1WMC-XX-XX	120-277 & 120-347	240-2400mA	30-50	XX*XX*XX	110-119	
Tunable White	DALI	50W	AWS50A-1UMC-1000	100-277	500-2100mA (Default:1000mA)	22-54	354*238*194	85
		600W	AWS600A-1UMC	100-277	5-11.8A*1	27-54	271*131*50	85
		800W	AWS800A-1UMC	100-277	14.8A*1	27-54	271*131*50	85
Profile Light	Dimmable	15W	EUP15AT-1WPC-WS	120-277	150-400mA	9-54V	84*26*21.5	128
			EULP15AT-1WPC-WB	120-277	150-400mA	9-54V	84*26*21.5	128
			EULP15AT-1WPC-CS	120-277	150-400mA	9-54V	TBD	128
		30W	EULP30AT-1WPC-WS	120-277	350-1050mA	9-54V	84*26*21.5	128
			EULP30AT-1WPC-WB	120-277	350-1050mA	9-54V	84*26*21.5	128
			EULP30AT-1WPC-CS	120-277	350-1050mA	9-54V	TBD	128
		50W	EULP50AT-1WPC-WS	120-277	700-1250mA	9-54V	84*26*21.5	128
			EULP50AT-1WPC-WB	120-277	700-1250mA	9-54V	84*26*21.5	128
			EULP50AT-1WPC-CS	120-277	700-1250mA	9-54V	TBD	128
	DALI	15W	EULP15D-1HMC-0	200-240	500mA*1	9-30	278*30*28	57
		20W	EULP20D-1WMC-0	100-240	350/500/700mA*1	9-45	280*30*21	57
		30W	EULP30D4-1WNC	120-277	100-1100mA*1	27-54	280*30*21	131
		35W	EULP35D-1WMC-0	100-240	600/700/800/900mA*1	9-45	280*30*21	57
			EULP35D-1HMC-0	220-240	550/600/650/700/750/800/850/900mA mA*1	9-54	280*30*21	57
		38W	EULP38D-1HMC	220-240	120/150/200/230/350/380/430/460mA*1	50-150	280*30*21	57
		40W	EULP40D-1HMC	220-240	80/120/160/200/240/280/320/350mA*1	100-250	280*30*21	57
		50W	EULP50D4-1WNC	120-277	100-1400mA*1	9-54	280*30*21	131
		60W	EULP60D-1HMC	220-240	150/200/250/300/350/400/450/500mA*1	100-250	280*30*21	57
			EULP65D-1HMC-0	220-240	1050/1200/1400mA*1	9-45	360*30*21	57
		65W	EULP65D-1HMC	220-240	700/800/900/1000/1100/1200/1300/1400mA*1	9-45	280*30*21	57
			EULP75D4-1WNC	120-277	100-2000mA*1	9-54	360*30*21	131
		75W	EULP75D-1HMC	220-240	800/900/1000/1100/1200/1300/1400/1500mA*1	27-54	280*30*21	57
			EULP80D-1WMC	100-277	150/200/250/280/300/350/365/400mA*1	100-200	280*30*21	57
		100W	EULP100D-1HMC	220-240	150/200/250/300/350/400/450/500mA*1	100-250	280*30*21	57
150W	EULP150D-1HMC	220-240	350/400/450/500/550/600/650/700mA*1	100-250	280*30*21	57		
300W	EULP300D-1HMC	220-240	500/600/700/800/900/1000/1200/1400mA*1	170-300	360*30*21	57		

Profile Light



EULP

Panel Light



PUS

Lamp with Constant Voltage Drivers



Indoor Driver



EUP



MUP



EUP75

	Dim Type	Output Power	Item No.	Input Voltage(VAC)	Output Current Channel	Output Voltage (VDC)	Size(L*W*H) (mm)	Page	
Dimmable	0/1-10V	20W	EULP20A-1HMC	220-240	350/400/450/500/550/600/650/700mA*1	9-54	280*30*21	86	
		35W	EULP35A-1H1400C-0	220-240	1400mA*1	9-27	360*30*21	86	
		50W	EULP50A-1H1400C-0	220-240	1400mA*1	9-35	360*30*21	86	
		65W	EULP65A-1HMC	220-240	700/800/900/100/1100/1200/1300/1400mA*1	9-54	280*30*21	86	
	DALI & 0/1-10V	75W	EULP75AD-1H24V	220-240	3.125A*1	24	280*30*21	66	
		150W	EULP150AD-1H24V	220-240	6.25A*1	24	295*40*32	66	
	Triac/ELV	75W	EULP75T-1H24V	220-240	3.1A*1	24	280*30*21	73	
		150W	EULP150T-1H24V-0	220-240	6.25A*1	24	360*30*21	73	
	Tunable White	DALI	50W	EULP50D-2HMC-0	220-240	900/1050/1200/1400mA 2	9-42	360*30*21	59
			85W	EULP85D-2HMC	220-240	1100/1200/1300/1400/1500/1600/1700/1800A 2	9-42	360*30*21	59
75W			EULP75D-2H24V	220-240	3.125A	24	360*30*21	60	
150W			EULP150D-2H24V	220-240	6.25A	24	360*30*21	60	
0/1-10V		40W	EULP40A-2WMC	120-277	415/620/830mA 2	30-50	280*30*23	87	
		80W	EULP80A-2WMC	120-277	830/1250/1660mA 2	30-50	360*30*23	87	
ON/OFF	NFC	75W	EULP75-1HNC	220-240	125 - 550mA*1	54-216VDC	280*30*21	135	
ON/OFF	CCT Selectable	10W	PUS10-2HMC-S8	220-240	120/200/250/300mA	15-40	133.5*50*26	152	
		20W	PUS20-2HMC-S8	220-240	350/400/450/500mA	15-45	133.5*50*26	152	
		30W	PUS30-2HMC-S8	220-240	550/600/650/700mA	9-45	133.5*50*26	152	
		40W	PUS40-2HMC-S8	220-240	750/800/850/900mA	9-45	133.5*50*26	152	
		45W	PUS45-2HMC-S8	220-240	950/1000/1050/1100mA	9-45	133.5*50*26	152	
		50W	PUS50-2HMC-S8	220-240	1150/1200/1300/1400mA	9-38	133.5*50*26	152	

	Dimmable manner	Output Power	Item No.	Input Voltage(VAC)	Output Current Channel	Output Voltage (VDC)	Size(L*W*H) (mm)	Page
	DALI	12W	EUP12D-1H12V-0	220-240	1A*1	12	78*36*29	53
		24W	EUP24D-1H24V-0	220-240	1A*1	24	150*43*29	53
		75W	EUP75D-1H12V-0	220-240	6.2A*1	12	213*54*33	53
			EUP75D-1H24V-0	220-240	3.1A*1	24	213*54*33	53
		135W	EUP135D-1W12V-0	100-240	12.5A*1	12	206*75*40	53
		150W	EUP150D-1W24V-0	100-240	6.25A*1	24	206*75*40	53
	0/1-10V	12W	EUP12A-1W12V-1	100-240	1A*1	12	78*36*29	83
			EUP12A-1H12V-1	220-240	1A*1	12	78*36*29	83
		24W	EUP24A-1H24V-1	220-240	1A*1	24	150*43*29	83
		60W	MUP60A-1W12V	120-277	5A*1	12	242*44*30	83
MUP60A-1W24V			120-277	2.5A*1	24	242*44*30	83	
75W		EUP75A-1H24V-1	220-240	3.1A*1	24	203*54*33	84	
		LCP75A-1H24V	220-240	3.125A*1	24	295*40*32	83	
96W		MUP96A-1W12V	120-277	8A*1	12	242*44*30	83	
	MUP96A-1W24V	120-277	4A*1	24	242*44*30	83		

Lamp with Constant Voltage Drivers



Indoors Driver



	Dim Type	Output Power	Item No.	Input Voltage(VAC)	Output Current Channel	Output Voltage (VDC)	Size(L*W*H) (mm)	Page
Dimmable	DMX	60W	MUP60M-1W24VN-B	120-277	2.5A*1	24-26	242*81*38	133
		96W	MUP96M-1W24VN-B	120-277	4A*1	24-26	242*81*38	133
		60W	MUP60M-2W24VN-B	120-277	2.5A 2	24-26	242*81*38	133
		96W	MUP96M-2W24VN-B	120-277	4A 2	24-26	242*81*38	133
		60W	MUP60M-3W24VN-B	120-277	2.5A 3	24-26	242*81*38	133
		96W	MUP96M-3W24VN-B	120-277	4A 3	24-26	242*81*38	133
		60W	MUP60M-4W24VN-B	120-277	2.5A 4	24-26	242*81*38	133
		96W	MUP96M-4W24VN-B	120-277	4A 4	24-26	242*81*38	133
		192W	MUP192M-2W24VN-B	120-277	4A 2	24-26	242*81*38	133
	288W	MUP288M-3W24VN-B	120-277	4A 3	24-26	242*81*38	133	
	0/1-10V& Triac/ELV	60W	MUP60AT-1W24V /-B	120-277	2.5A*1	24	242*44*30 /-B: 241*81*38	126
		96W	MUP96AT-1W24V /-B	120-277	4A*1	24	242*44*30 /-B: 241*81*38	126
		288W	MUP288AT-1W24V-B	120-277	4A 3	24	262*104*46	126
	0/1-10V	135W	EUP135A-1W12V-1	100-240	11.25A*1	12	206*75*40	83
		150W	EUP150A-1W24V-1	100-240	6.25A*1	24	206*75*40	83
			LCP150A-1H24V	220-240	6.25A*1	24	295*40*32	83
	DALI & 0/1-10V	40W	LCP40AD-1H12V	220-240	3.33A*1	12	185*42.5*28.5	66
			LCP40AD-1H24V	220-240	1.66A*1	24	185*42.5*28.5	66
		75W	LCP75AD-1H12V	220-240	6.25A*1	12	295*40*32	66
			LCP75AD-1H24V	220-240	3.125A*1	24	295*40*32	66
		120W	LCP120AD-1H12V	220-240	10A*1	12	295*40*32	66
		150W	LCP150AD-1H24V	220-240	6.25A*1	24	295*40*32	66
		200W	EUP200AD-1H12V-0	220-240	17A*1	12	310*60*45	66
			EUP200AD-1H24V-0	220-240	8.3A*1	24	310*60*45	66
		240W	LCP240AD-1H24V	220-240	10A*1	24	360*40*32	66
		320W	LCP320AD-1H24V	220-240	1.6*1	24	360*40*32	66
	DALI&DMX	96W	LCP96DM-4W24V	120-277	4A 4	24	295*40*32	132
	Triac/ELV	24W	EUP24T-1H24V-0	220-240	1A*1	24	150*43*29	73
			MUP60T-1W12V	120-277	5A*1	12	242*44*30	73
		60W	MUP60T-1W24V	120-277	2.5A*1	24	242*44*30	73
			EUP75T-1H12V-0	220-240	6.2A*1	12	213*54*33	74
			EUP75T-1H24V-0	220-240	3.1A*1	24	213*54*33	74
			LCP75T-1H12V	220-240	6.25A*1	12	295*40*32	73
75W		LCP75T-1H24V	220-240	3.1A*1	24	295*40*32	73	
		96W	MUP96T-1W12V	120-277	8A*1	12	242*44*30	73
			MUP96T-1W24V	120-277	4A*1	24	242*44*30	73
150W		EUP150T-1H12V-0	220-240	12.5A*1	12	260*78.3*45	74	
		EUP150T-1H24V-0	220-240	6.25A*1	24	260*78.3*45	74	
		LCP150T-1H12V	220-240	12.5A*1	12	360*40*32	73	
		LCP150T-1H24V	220-240	6.25A*1	24	360*40*32	73	
200W		EUP200T-1H12V-0	220-240	16.7A*1	12	310*60*45	73	
		EUP200T-1H24V-0	220-240	8.3A*1	24	310*60*45	73	
0/1-10V& Triac/ELV	100W	DUCN100AT-1H24V	220-240	4.16A*1	24	231*48*29	73	
	200W	DUCN200AT-1H24V	220-240	8.33A*1	24	231*48*29	73	

Lamp with Constant Voltage Drivers

Indoors Driver



	Dim Type	Output Power	Item No.	Input Voltage _(VAC)	Output Current Channel	Output Voltage _(VDC)	Size(L*W*H) (mm)	Page
Tunable White	DALI	75W	LCP75D-2W12V	120-277	6.25A 2	12	295*40*32	60
			LCP75D-2W24V	120-277	3.125A 2	24	295*40*32	60
		150W	LCP150D-2W12V	120-277	12.5A 2	12	360*40*32	60
			LCP150D-2W24V	120-277	6.25A 2	24	360*40*32	60
	200W	LCP200D-2H48V	220-240	4.16A 2	24	360*40*32	60	
		0/1-10V	75W	LCP75A-2W24V	120-277	3.125A 2	24	295*40*32
ON/OFF	/		40W	EULP40-1WXXV-WS	120-277	3.3/16.7/1.12/0.83A*1	12V/24V/36V/48V	130*19.65*19.8
		60W	EULP60-1WXXV-WS	120-277	5/2.5/1.67/1.25A*1	12V/24V/36V/48V	130*19.65*19.8	133
ON/OFF	CCT Selectable	30W	UCS30-2H24V-S8	220-240	1.25A*2	24	250*30*17	150
		60W	UCS60-2H24V-S8	220-240	2.5A*2	24	312*30*18	150
		100W	UCS100-2H24V-S8	220-240	4.16A*2	24	312*30*18	150
		150W	UCS150-2H24V-S8	220-240	6.25A*2	24	323*30.5*22	150
Dimmable	DALI	75W	UWP75D-1M12V	100 - 240	6.25A*1	12	270*61*25	54
			UWP75D-1M24V	100 - 240	3.13A*1	24	270*61*25	54
			OWP75D-1H12V	220-240	6.2A*1	12	187*64*33	54
		100W	UWP100D-1M12V	100 - 240	8.33A*1	12	270*61*25	54
			UWP100D-1M24V	100 - 240	4.17A*1	24	270*61*25	54
		150W	UWP150D-1M12V	100 - 240	12.5A*1	12	270*61*25	54
			UWP150D-1M24V	100 - 240	6.25A*1	24	270*61*25	54
			UWP150D-1M36V	100 - 240	4.17A*1	36	270*61*25	54
			UWP150D-1M48V	100 - 240	3.13A*1	48	270*61*25	54
			OWP150D-1H24V	220 - 240	6.25A*1	24	210*64*33	54
		240W	UWP240D-1M12V	100 - 240	20A*1	12	270*68*30	54
			UWP240D-1M24V	100 - 240	10A*1	24	270*68*30	54
			OWP240D-1M24V	100-240	10A*1	24	270*63*33	53
		320W	UWP320D-1M24V	100 - 240	13.3A*1	24	290*90*32	54
			OWP320D-1W24V	120-277	13.3A*1	24	270*63*33	53
			OWP320D-1M48V	120-277	6.6A*1	48	270*63*33	53
		480W	AWS480D-1H24V	220-240	20A*1	24	289*89.5*46.5	53
			600W	AWS600D-1H24V	220-240	25A*1	24	271*131*50
	AWS600D-1H48V	220-240		12.5A*1	48	271*131*50	53	
	0/1-10V	75W	UWP75A-1M12V	100 - 240	6.25A*1	12	270*61*25	84
			UWP75A-1M24V	100 - 240	3.13A*1	24	270*61*25	84
		100W	UWP100A-1M12V	100 - 240	8.33A*1	12	270*61*25	84
			UWP100A-1M24V	100 - 240	4.17A*1	24	270*61*25	84
		150W	UWP150A-1M12V	100 - 240	12.5A*1	12	270*61*25	84
			UWP150A-1M24V	100 - 240	6.25A*1	24	270*61*25	84
			UWP150A-1M48V	100 - 240	3.13A*1	48	270*61*25	84
		240W	UWP240A-1M12V	100 - 240	20A*1	12	270*68*30	84
			UWP240A-1M24V	100 - 240	10A*1	24	270*68*30	84
		320W	UWP320A-1M24V	100 - 240	13.3A*1	24	320*90*30	84
	Triac/ELV	320W	MWS320T-1H24V	220-240	13.3A*1	24	317*70*44	74

Outdoors Driver



Lamp with Constant Voltage Drivers



DALI Series



DALI (Digital Addressable Lighting Interface) is one of the most popular standards of lighting control and a special protocol for digital lighting control. It is transmitted in the Manchester encoding format with great dimming function of whole, group dimming, addressing dimming, multiple scene mode settings, etc.

As requirements for lighting control system in modern high-end hotel, business center and home have increased, the Dali control is widely used and shows a strong advantage in the field of intelligent lighting control with its simple, reliable, excellent function, easy installation, flexible extend features.

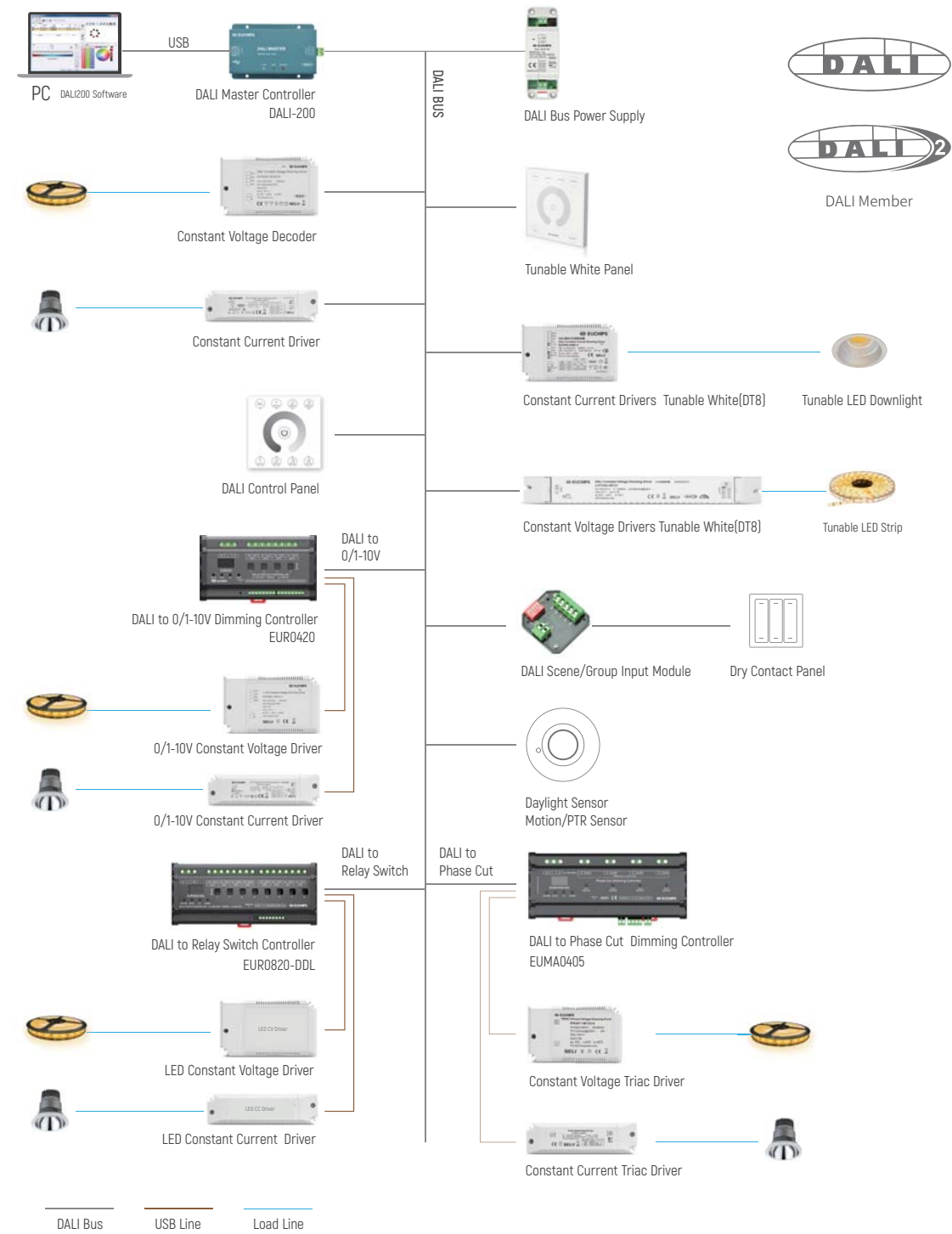
IEC62386 is the international standard of digital addressable lighting interface, which solves the compatibility of different manufacturer's devices. It provides designers with the best performance and the most personalized selection solution. IEC62386-207 is the special requirements of LED module (DT6), which mainly defined the brightness adjustment and has been maturely applied in the field of lighting control.

IEC62386-209 is the special requirement of color control (DT8), which supports color control, include RGB and color temperature. It can be widely used in education, office, hospital, retail and other occasions.

This increased color control provides architects with more options for using Dali lamps to control the color and brightness of each room.

Dali standards have been developing over the decades and forming the DALI-2.0. DALI-2.0 fills the gaps of original standards and adds new function. It introduces the standardization of control devices, including input devices and control devices, while maintaining backward compatibility.

System Structure



DALI Constant Voltage Drivers

Description

Widely used for brightness adjusting and color-temp. controlling of LED constant voltage lights. It can be used as decoder and also driver. Dimming with 1-100% range (LED brightness starts at 1%)

Features

- Comply to DALI standard protocol IEC 62386
- Short circuit / Over load protection
- Security level: 2
- DALI Digital control input, PWM output
- Support Touch DIM function, and can be dimmed manually

Advantages

- PWM digital dimming, no alter the LED color rendering index
- Built-in MCUs , customizable logarithmic curve, linear dimming curve
- Dimming depth : 1% Dimming range : 1%- 100%
- No minimum load requirements



Item No.	Product No.	Product pictures	Input Voltage (VAC)	Output Current Channel (mA)	Output Voltage (VDC)	Output Power (w)	Touch DIM (Push DIM)	G.W. g	Size(L*W*H) mm	Cert
EUP12D-1H12V-0	10220002101	1	220-240	1A*1	12	12	Support	85	78*36*29	CE
EUP24D-1H24V-0	102200011101	2	220-240	1A*1	24	24	Support	150	150*43*29	CE
LCP40AD-1H12V	102200650101	7	220-240	3.33A*1	12	40	Support	200	185*42.5*28.5	CE CB
LCP40AD-1H24V	102200640101	7	220-240	1.66A*1	24	40	Support	150	185*42.5*28.5	CE CB
EUP75D-1H12V-0	102200051101	3	220-240	6.2A*1	12	75	Support	460	213*54*33	CE CB
EUP75D-1H24V-0	102200061101	3	220-240	3.1A*1	24	75	Support	460	213*54*33	CE CB
OWP75D-1W12V	102200910101	8	120-277	6.2A*1	12	75	Support	730	187*64*33	CE
OWP75D-1H12V	102200730101	8	220-240	6.2A*1	12	75	Support	730	187*64*33	CE
OWP75D-1W24V	102200920101	8	120-277	3.125A*1	24	75	Support	730	187*64*33	CE
LCP75AD-1H12V	100200040101	6	220-240	6.25A*1	12	75	Support	400	295*40*32	CE CB
LCP75AD-1H24V	100200050101	6	220-240	3.125A*1	24	75	Support	400	295*40*32	CE CB
EUP135D-1W12V-0	102200071101	4	100-240	12.5A*1	12	135	Support	668	206*75*40	CE
EUP150D-1W24V-0	102200041101	4	100-240	6.25A*1	24	150	Support	668	206*75*40	CE
OWP150D-1W12V	102200850101	8	120-277	12.5A*1	12	150	Support	TBD	210*64*33	CE
OWP150D-1W24V	102200780101	8	120-277	6.25A*1	24	150	Support	TBD	210*64*33	CE
LCP120AD-1H12V	102200620101	6	220-240	10A*1	12	120	Support	430	295*40*32	CE
LCP120D-1H24V	102200890101	6	220-240	5A*1	24	120	Support	430	295*40*32	-
LCP150AD-1H24V	102200630101	6	220-240	6.25A*1	24	150	Support	430	295*40*32	CE CB
LCP150D-1H24V	102200880101	6	220-240	6.25A*1	24	150	Support	430	295*40*32	CE
EUP200AD-1H12V-0	100200001101	5	220-240	17A*1	12	200	Support	865	310*60*45	CE CB
EUP200AD-1H24V-0	100200013101	5	220-240	8.3A*1	24	200	Support	865	310*60*45	CE CB
OWP240D-1M24V	102200700101	8	100-240	10A*1	24	240	Support	1055	270*63*33	-
OWP320D-1W24V	102200770101	8	120-277	13.33A*1	24	320	Support	1055	270*63*33	-
OWP320D-1W48V	102200840101	8	120-277	6.66A*1	48	320	Support	1075	270*63*33	-



Item No.	Product No.	Product pictures	Input Voltage (VAC)	Output Current Channel (mA)	Output Voltage (VDC)	Output Power (w)	Touch DIM (Push DIM)	G.W. g	Size(L*W*H) mm	Cert
LCP75D-4W12V	102200510101	1	120-277	6.25A*1	12	75	No Support	340	295*40*32	CE CB
LCP75D-4W24V	102200530101	1	120-277	3.125A*1	24	75	No Support	340	295*40*32	CE CB
LCP150D-4W12V	102200520101	1	120-277	12.5A*1	12	150	No Support	730	360*40*32	CE CB
LCP150D-4W24V	102200550101	1	120-277	6.25A*1	24	150	No Support	730	360*40*32	CE CB
AWS480D-1H24V	102200720101	2	220-240	20A*1	24	480	No Support	1800	289*89.5*46.5	-
AWS600D-1H24V	102200750101	3	220-240	25A*1	24	600	No Support	TBD	271*131*50	-
AWS600D-1H48V	102200710101	3	220-240	12.5A*1	48	600	No Support	TBD	271*131*50	-

Ultra-Thin Waterproof Dimmable Drivers

Description

DALI and 0 - 10V dimming options can be used for DC constant voltage LED lamps.

Features

- Wide input voltage range 100 - 240 volts, PF > 0.95
- The die-casting shell is integrally formed, and the product meets the structural requirements of Class I power supply
- Adopting high quality potting compound with scientific proportion, the protection grade is as high as IP67
- With overload, short circuit, over voltage, over temperature and other protection functions, and can automatically recover after the fault is removed
- Comply with CE/CB/ Enec/ SAA/ RoHS/ CCC and other certification requirements
- Built - in 2kV - 10kV lightning protection circuit [depending on the product power]
- Ambient temperature range: to -25 C - + 50 C
- Five - years warranty

Advantages

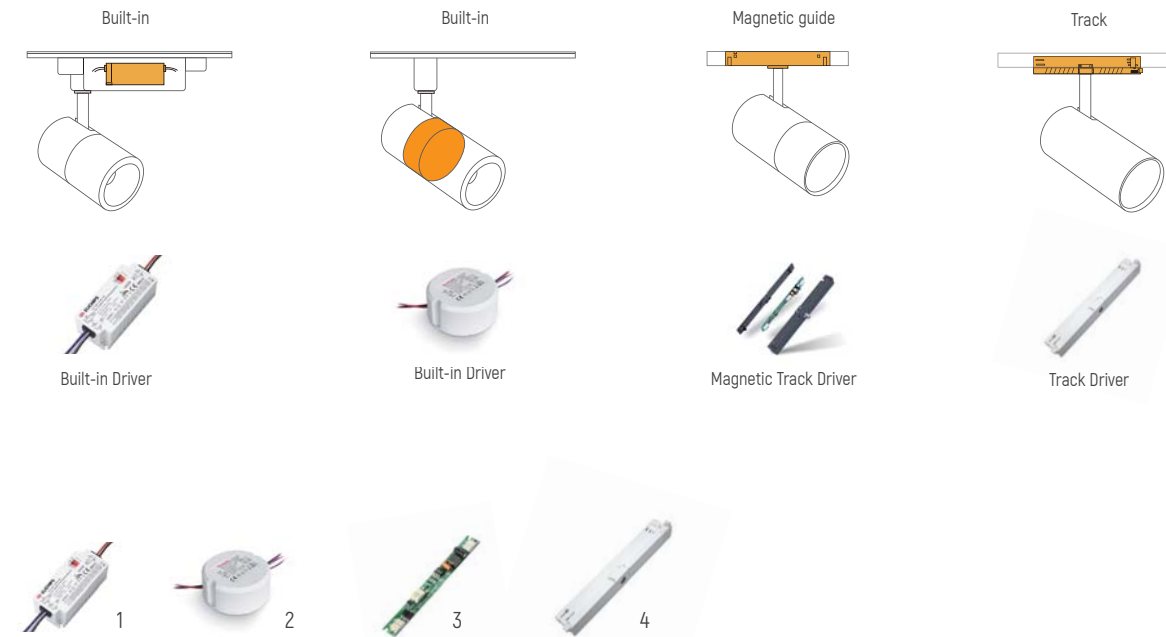
- High reliability
- Long life
- High efficient
- Complete protection function
- Low input surge current
- Low output ripple noise
- High Protection level



Item No.	Product No.	Product pictures	Input Voltage (VAC)	Output Current Channel (mA)	Output Voltage (VDC)	Output Power (w)	Touch DIM (Push DIM)	Size(L*W*H) mm	Cert
UWP75D-1M12V	102200440101	1	100 - 240	6.25*1	12	75	Support	290*61*25	CE CB
UWP75D-1M24V	102200420101	1	100 - 240	3.13*1	24	75	Support	290*61*25	CE CB
UWP100D-1M12V	102200450101	1	100 - 240	8.33*1	12	100	Support	290*61*25	CE CB
UWP100D-1M24V	102200410101	1	100 - 240	4.17*1	24	100	Support	290*61*25	CE CB
UWP150D-1M12V	102200460101	1	100 - 240	12.5*1	12	150	Support	290*61*25	CE CB
UWP150D-1M24V	102200430101	1	100 - 240	6.25*1	24	150	Support	290*61*25	CE CB
UWP150D-1M36V	TBD	1	100 - 240	4.17*1	36	150	Support	290*61*25	CE CB
UWP150D-1M48V	TBD	1	100 - 240	3.13*1	48	150	Support	290*61*25	CE CB
UWP240D-1M12V	102200470101	2	100 - 240	20*1	12	240	Support	270*68*30	CE CB
UWP240D-1M24V	102200490101	2	100 - 240	10*1	24	240	Support	270*68*30	CE CB
UWP320D-1M24V	102200501101	2	100 - 240	13.3*1	24	320	Support	290*90*32	CE

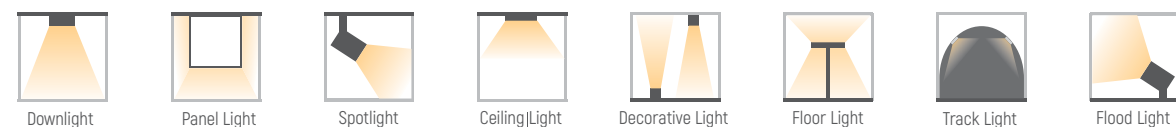
DALI Constant Current Drivers

Track light installation solution



Item No.	Product No.	Product pictures	Input Voltage (VAC)	Output Current Channel (mA)	Output Voltage (VDC)	Output Power (W)	Touch DIM (Push DIM)	G.W. g	Size(L*W*H) mm	Cert
PUP10D-1WMC-350	102100940101	1	100-240	120/150/180/210/260/290/320/350mA*1	9-42	10	Support	120	75*35*26.5	CE, CE, DALI
PUP10D-1WMC-700	102100950101	1	100-240	350/400/450/500/550/600/650/700mA*1	2-21	10	Support	120	75*35*26.5	CE, CE, DALI
RWP12D-1H300C	102101310101	2	220-240	300mA*1	9-40	12	No Support	TBD	φ55*H28	CE, CE
PUP20D-1WMC	102100960101	1	100-240	350/400/450/500/550/600/650/700mA*1	9-45	20	Support	200	88*43*26.5	CE, CE, DALI
LTP25D-1HMC	102100850101	4	220-240	350/400/450/500/550/600/650/700mA*1	12-42	20	Support	TBD	260*32*44.5	UL
RWP22D-1H600C	102101300101	2	220-240	600mA*1	9-36	22	No Support	TBD	φ65*H28	CE, CE, DALI
BMP28D-1SMC	202100011101	3	48VDC±5%	350/400/450/500/550/600/650/700mA*1	3-40	28	No Support	15	125*14.5*10	-
RWP30D-1H700C	102101290101	2	220-240	700mA*1	9-42	30	No Support	TBD	φ80*H30	CE, CE
RWP40D-1H1000C	102100710101	2	220-240	1000mA*1	30-40	40	Support	286	φ92*H32	CE
PUP40D-1WMC-850	102100980101	1	100-240	500/550/600/650/700/750/800/850mA*1	9-48	40	Support	260	121*44*26.5	CE, CE, DALI
PUP40D-1WMC-1200	102100970101	1	100-240	850/900/950/1000/1050/1100/1150/1200mA*1	9-42	40	Support	260	121*44*26.5	CE, CE, DALI
LTP40D-1HMC	102100750101	4	220-240	700/750/800/850/900/950/1000/1050mA*1	12-42	40	Support	185	260*32*44.5	DALI, UL

Apply lamps and lanterns



Description

Mainly used for monochrome constant current lamp dimming, set dimmer and driver as one of the dimming driver. To achieve bright lighting regulation with 1-100% dimming.

Features

- Support DALI standard protocol IEC62386
- Support TouchDim function and can be dimmed manually
- PWM dimming, used for constant voltage lights
- Support short circuit, over current protection

Advantages

- MCUs built-in, customizable log curve, linear dimming curve
- Secondary-level structure, less than 3%
- Safe isolation, provide a more secure level
- Dimming depth: 1% Dimmingrange: 1%- 100%
- Load range: 10% - 100%



Item No.	Product No.	Product pictures	Input Voltage (VAC)	Output Current Channel (mA)	Output Voltage (VDC)	Output Power (W)	Touch DIM (Push DIM)	G.W. g	Size(L*W*H) mm	Cert
PCE6D-1H700C	102101540101	1	220-240	700mA*1	2-25	7	Support	TBD	84*20*20	CE
EUP10D-1HMC-0-120	102101273201	2	220-240	120/150/170/200/220/250/270/300mA*1	9-45	10	Support	60	110*30*22.6	UL, CE, DALI
EUP10D-1HMC-0-350	102101280201	2	220-240	350/400/450/500/550/600/650/700mA*1	2-21	10	Support	90	110*30*22.6	UL, CE, DALI
EUP10D-1HMC-350-M	102101050101	3	220-240	120/150/180/210/260/290/320/350mA*1	9-42	10	Support	75	90*42*30	CE, CE, DALI
EUP10D-1HMC-700-M	102101040101	4	220-240	350/400/450/500/550/600/650/700mA*1	2-21	10	Support	75	90*42*30	CE, CE, DALI
EUP10D-1HMC-0	102100292101	4	220-240	120/180/240/300mA*1	9-40	10	Support	125	150*43*29	UL, CE, DALI
EUP12D-1HMC-200	102101550201	2	220-240	220/240/260/280/300/320/350mA*1	9-45	12	Support	90	110*30*22.6	CE
EUP12D-1HMC-0	102100263101	4	220-240	200/250/300/350mA*1	9-40	12	Support	125	150*43*29	UL, CE, DALI
EUP12D-1HMC	102101250101	5	220-240	120/150/180/210/250/280/300/350mA*1	9-45	12	Support	110	135*36*25	CE, CE, DALI, CB
EUP15D-1HMC-280	102101600201	2	220-240	280/300/320/350/380/400/420/450mA*1	9-45	15	Support	90	110*30*22.6	CE
EUP20D-1HMC-0	102100172101	4	220-240	350/500/550/700mA*1	9-40	20	Support	125	150*43*29	UL, CE, DALI
EUP20D-1HMC	102101230101	5	220-240	350/400/450/500/550/600/650/700mA*1	9-45	20	Support	110	135*36*25	CE, CE, DALI, CB
EUP30D-1HMC-0	102100251101	4	220-240	550/600/650/700/750/800/850/900mA*1	9-45	30	Support	120	150*43*29	UL, CE, DALI
EUP40D-1HMC-0	102100242101	6	220-240	850/900/950/1000/1050/1100/1150/1200mA*1	9-45	40	Support	225	137*82*31	UL, CE, DALI
PCP40D-1WMC	102101140101	7	100-277	350/500/600/700/800/850/900/1050mA*1	9-48	40	Support	162	103*68*30	CE
EUP50D-1HMC-0	102100272101	6	220-240	1050/1100/1150/1200/1250/1300/1350/1400mA*1	9-45	50	Support	225	137*82*31	UL, CE, DALI
EUP60D-1HMC-0	102100151101	8	200-240	1050/1200/1400mA*1	9-58	60	Support	410	203*54*33	UL, CE
AWS150D-1U4200C	102101240101	9	100-277	2800-4200mA*1 (Default settings:4200mA)	27-52	150	No Support	TBD	200*67.6*33.5	CE
AWS320D-1UMC	TBD	9	100-277	6.6A*1	27-48	320	No Support	TBD	289*90*47	-
AWS480D-1UMC	102101240101	9	100-277	10A*1	27-48	480	No Support	TBD	289*90*47	CE
AWS800D-1UMC	102101440101	9	100-277	14A*1	27-54	800	No Support	3034	279*144*50	CE

Description

Mainly used for monochrome constant current lamp dimming, set dimmer and driver as one of the dimming driver. To achieve bright lighting regulation with 1-100% dimming.

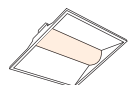
Features

- Single channel constant current output, multistage current optional
- Support DALI software to adjust output current
- Comply with Dali protocol standard iec62386
- Support touch dim function
- Built in active PFC function
- Short circuit, Over load, Over Voltage protection
- It is suitable for LED indoor lamps, such as downlight, panel lamp, three prevention lamp, etc

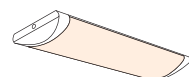


Item No.	Product No.	Input Voltage (VAC)	Output Current Channel (mA)	Output Voltage (VDC)	Output Power (W)	Touch DIM (Push DIM)	G.W. g	Size(L*W*H) mm	Cert
EULP15D-1HMC-0	/	200-240	500mA*1	9-30	15	Support	230	278*30*28	CE
EULP20D-1WMC-0	102100124101	100-240	350/500/700mA*1	9-45	20	Support	230	280*30*21	CE
EULP35D-1HMC-0	102101330101	220-240	550/600/650/700/750/800/850/900mA*1	9-54V	35	Support	200	280*30*21	CE
EULP35D-1WMC-0	102100132101	100-277	600/700/800/900mA*1	9-45	35	Support	230	280*30*21	CE
EULP38D-1HMC	102101420101	220-240	120/150/200/230/350/380/430/460mA*1	50-150	38	Support	258	280*30*21	CE
EULP40D-1HMC	102101360101	220-240	80/120/160/200/240/280/320/350mA*1	100-250	40	Support	230	280*30*21	CE
EULP60D-1HMC	102101430101	220-240	150/200/250/300/350/400/450/500mA*1	80-250	60	Support	200	280*30*21	CE
EULP65D-1HMC-0	102100330101	220-240	1050/1200/1400mA*1	9-45	65	Support	300	360*30*21	CE
EULP65D-1HMC	102101370101	220-240	700/800/900/1000/1100/1200/1300/1400mA*1	9-54	65	Support	258	280*30*21	CE
EULP75D-1HMC	102101480101	220-240	800/900/1000/1100/1200/1300/1400/1500mA*1	27-54	75	Support	258	280*30*21	CE
EULP80D-1WMC	102101130101	100-277	150/200/250/280/300/350/365/400mA*1	100-200	80	NO Support	TBD	280*30*21	CE
EULP100D-1HMC	102101340101	220-240	150/200/250/300/350/400/450/500mA*1	100-250	100	Support	232	280*30*21	CE
EULP150D-1HMC	102101350101	220-240	350/400/450/500/550/600/650/700mA*1	100-250	150	Support	TBD	280*30*21	CE
EULP300D-1HMC	102101390101	220-240	500/600/700/800/900/1000/1200/1400mA*1	170-300V	300	Support	TBD	360*30*21	CE

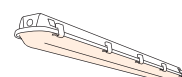
Application



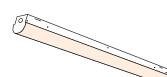
Panels and Troffers light



Puff light



Vapor tight



Linear Strip light

DALI D4i Constant Current Drivers



NFC Configurable function

- Adjustable Light Output (ALO)
- Adjustable Output Current (AOC)
- Constant Light Output (CLO)
- Diiia specification DALI Part 253 - Luminaire Maintenance (DALI 253 M)
- Luminaire (Fixture) Information (Luminaire Info)
- OEM Write Protected features (OWP)
- DA Power Supply (DA PSU)

Item No.	Input Voltage (VAC)	Output Current Channel (mA)	Output Voltage (VDC)	Output Power (W)	Touch DIM (Push DIM)	G.W. g	Size(L*W*H) mm
PUS28D4-1HNC	220-240	300-800mA*1	24-54	8-28W	Support	TBD	133.5*50*26
PUS36D4-1HNC	220-240	300-1050mA*1	24-54	11-37W	Support	TBD	133.5*50*26

DALI Waterproof Constant Current Drivers

Description

Mainly used for monochrome constant current lamp dimming, set dimmer and driver as one of the dimming driver. To achieve bright lighting regulation with 1-100% dimming.

Features

- Support DALI standard protocol IEC62386
- Support short circuit, over load protection

Advantages

- MCUs built-in, customizable log curve, linear dimming curve
- Secondary-level structure, less than 3%
- Safe isolation, provide a more secure level
- Dimming depth: 1% Dimmingrange: 1%- 100%
- Load range: 10% - 100%



Item No.	Input Voltage (VAC)	Output Current Channel (mA)	Output Voltage (VDC)	Output Power (W)	Touch DIM (Push DIM)	G.W. g	Size(L*W*H) mm	Cert
LWP13D-1H300C	220-240	300mA*1	9-42	12.6	Support	350	136*50*41	
LWP19D-1H450C	220-240	450mA*1	9-42	19	Support	350	136*50*41	
LWP22D-1H600C	220-240	600mA*1	9-36	21.6	Support	350	136*50*41	
LWP30D-1H700C	220-240	700mA*1	20-42	29.4	Support	637	167*50*41	
LWP40D-1H950C	220-240	950mA*1	20-42	40	Support	637	167*50*41	
LWP45D-1H1050C	220-240	1050mA*1	20-42	45	Support	637	167*50*41	
LWP50D-1H1200C	220-240	1200mA*1	20-42	50.4	Support	637	167*50*41	

▲ This product is one current output, please confirm the current with sales before the order. MOQ: 500pcs

DALI Tunable White

Description

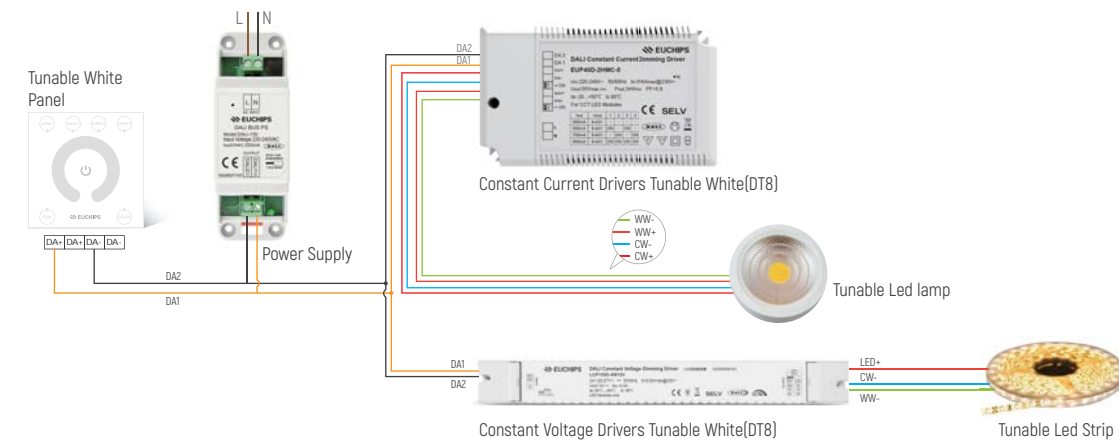
Especially designed to allow for the Tunable White control of LED modules. It represent a simple way of CCT control via DALI using standard components – LED driver and DALI controller.

Features

- Support DALI standard protocol IEC62386-209(DT8), Only one DALI address is occupied
- Support short circuit, over current protection

Advantages

- MCUs built-in, customizable log curve, linear dimming curve
- the current can be changed via software
- Dimming depth: 1% Dimmingrange: 1%- 100%
- PWM+CCR Dimming, Flicker -Free
- Secondary-level structure, less than 3%
- Standby power <0.5W



Constant Current Drivers Tunable White(DT8)



Item No.	Product No.	Product pictures	Input Voltage (VAC)	Output Current Channel (mA)	Output Voltage (VDC)	Output Power (W)	Touch DIM (Push DIM)	G.W. g	Size(L*W*H) mm	Cert
EUP12D-2HMC	102101400101	1	220-240	120/150/180/200/240/270/300/350mA 2	9-42	12	Support	225	135*36*25	CE
EUP20D-2HMC-0	102101490201	1	220-240	350/400/450/500/550/600/650/700mA 2	9-42	20	Support	225	135*36*25	CE
EUP12D-2HMC-0	102101100101	2	220-240	120/150/180/200/240/270/300/350mA 2	9-42	12	Support	225	150*43*29	CE CB DALI
EUP20D-2HMC-0	102100812101	2	220-240	350/400/450/500/550/600/650/700mA 2	9-42	20	Support	225	150*43*29	CE CB DALI
EUP40D-2HMC-0	102100300101	3	220-240	500/600/700/800mA 2	9-42	40	No Support	225	137*82*31	CE CB DALI
EULP50D-2HMC-0	102100440101	4	220-240	900/1050/1200/1400mA 2	9-42	50	Support	305	360*30*21	DALI
EULP85D-2HMC	102101190101	4	220-240	1100/1200/1300/1400/1500/1600/1700/1800mA 2	20-52	85	Support	TBD	360*30*21	DALI

Constant Voltage Drivers Tunable White(DT8)



Item No.	Product No.	Product pictures	Input Voltage (VAC)	Output Current Channel (mA)	Output Voltage (VDC)	Output Power (W)	TouchDIM (Push DIM)	G.W. g	Size (L*W*H) mm	Cert
EULP75D-2H24V	102200740101	1	220-240	3.125A 2	24	75	Support	280	360*30*21	-
EULP150D-2H24V	102200760101	1	220-240	6.25A 2	24	150	Support	280	360*30*21	-
LCP75D-2W12V	102200560101	2	120-277	6.25A 2	12	75	No Support	340	295*40*32	CE CB DALI
LCP75D-2W24V	102200570101	2	120-277	3.125A 2	24	75	No Support	340	295*40*32	CE CB DALI
LCP150D-2W12V	102200580101	2	120-277	12.5A 2	12	150	No Support	730	360*40*32	CE CB DALI
LCP150D-2W24V	102200590101	2	120-277	6.25A 2	24	150	No Support	730	360*40*32	CE CB DALI
LCP200D-2H48V	102200680101	2	220-240	4.16A 2	48	200	No Support	TBD	360*40*32	CE
LCP320D-2H24V	102200940201	2	220-240	13.3A 2	24	320	No Support	630	360*40*32	CE

DALI signal Amplifier



Features

- For amplification of Dali signal drive capability.
- Signal can be amplified to 4 levels multiple times
- Adopt high-quality amplifying devices, with output signal capacity up to 300M
- It is mainly used in situations where the output drive capacity of the main controller is insufficient

Item No.	Product No.	Input Voltage	Output Voltage	Signal	G.W. g	Size (L*W*H) mm
DALI-A01	502000000201	9.5-22.5VDC	9.5-22.5VDC	DALI	90	168*39*30
DALI-A02	502100000101	220-240VAC	9.5-22.5VDC	DALI	90	168*39*30

DALI Control Panel

Description

Mainly used for LED constant current lamp dimming control, can be widely used in hotels, restaurants, villas, offices and other regions, to achieve digital dimming.

Features

- Meet DALI standard protocol IEC62386
- Use DALI BUS supply power
- Support broadcast control
- Can control up to 3 groups separately
- Can control up to 4 scenes separately
- Groups and scenes can be set by dip-switch on back side

Advantages

- Stand alone controlled 3 groups, 4 scenes
- Can set the scene by dial switch and select turn on and off



Item No.	Input Voltage (VDC)	Power Consumption (W)	Control Signal	DALI Protocol	G.W. (g)	Size (L*W*H) mm	Cert
DALI-P02	Supplied Via Dali Bus	<0.2	DALI Signal	IEC62386/IEC60929	145	86*86*10	DALI

Tunable White DALI panel

Description

DALI-P03 is a touch-sensitive panel for easy-to-use control of lighting control systems and DALI Type 8 colour devices. It can be widely used in schools, retail, hospitals, and offices.



Features

- Supports DALI Type 8 colour temperature
- Supplied via DALI bus- Support broadcast control.
- Adjust the brightness and color temperature of the lamp
- Save and call up to 4 scenes

Advantages

- Group serial number can be freely set by DIP switch
- Use blue led button indicator, easy to use.
- Can support many standards electrical wall box
- Glass panel, fashion style.

Item No.	Input Voltage (VDC)	Power Consumption (W)	Control Signal	DALI Protocol	G.W. (g)	Size (L*W*H) mm	Cert
DALI-P03	Supplied Via Dali Bus	<0.2	DALI Signal	IEC62386/IEC60929	145	86*86*10	CE CB S

Tunable White DALI panel



Features

- Supports DALI Type 8 colour temperature
- Supplied via DALI bus- Support broadcast control.
- Adjust the brightness and color temperature of the lamp
- Save and call up to 4 scenes
- Can control 4 groups

Advantages

- Group serial number can be freely set by DIP switch
- Use blue led button indicator, easy to use.
- Can support many standards electrical wall box
- Glass panel, fashion style.

Item No.	Input Voltage	Control Signal	Group	Scene	DALI Protocol	G.W. (g)	Size (L*W*H) mm
DALI-P03-A	Supplied Via Dali Bus	DALI Signal	4	4	IEC62386	185	86*86*10

Tunable White RGB DALI Panel



Features

- Complies with DALI protocol standard IEC62386
- DALI panel supports brightness and color temperature adjustment
- Simple and fashionable appearance, beautiful and easy to operate
- Used in study, bedroom, dining room, bar and other occasions requiring dimming control Suitable
- Support DALI group/scene setting

Item No.	Input Voltage	Control Signal	Group	Scene	DALI Protocol	G.W. (g)	Size (L*W*H) mm
DALI-P05	Supplied Via Dali Bus	DALI Signal	3	4	IEC62386	150	86*86*10

Tunable White DALI Dimmer



Features

- complies with DALI protocol standard IEC62386
- Used to Adjust Brightness and Color Temperature of Lamps with DALI Interface
- can save basic brightness and startup brightness.
- simple and stylish appearance, elegant appearance, convenient operation
- can be installed in standard DIN 49073 electrical box.
- Applicable to Home, Office, Hotel, Engineering, etc

Item No.	Product No.	Input Voltage	Power (w)Consumption	Control Signal	DALI Protocol	G.W. (g)	Size (L*W*H) mm	Cert
DALI-CCT	402000020201	110-240VAC	<0.2	DALI Signal	IEC62386	182	86*86*57.5	S

DALI Tunable White touch panel



Features

- Complies with DALI protocol standard IEC62386
- DALI panel supports brightness and color temperature adjustment
- Simple and fashionable appearance, beautiful and easy to operate
- Used in study, bedroom, dining room, bar and other occasions requiring dimming control Suitable for installation in European gauge and domestic electrical box
- Support DALI scene setting

Item No.	Product No.	Input Voltage	Output Current mA	Control Signal	DALI Protocol	G.W. (g)	Size (L*W*H) mm
DALI-P40D	302000020201	120-277VAC	150	DALI Signal	IEC62386	185	86*86*45

DALI Master Controller

Description

Communicating with PC by USB cable connection, build-in booster circuit can supply 25mA power from DALI bus. Used to configure luminaire parameters.



Features

- Automatically check equipments accessible to Master
- Automatically allocate short addresses according to DALI Protocol
- Support re-addressing of all equipments
- Able to set or read all the parameters in the parameter chart of DALI Protocol
- Able to set or read by groups and scenes
- Support DALI 2.0

Advantages

- Software interface friendly, easy to operate, learn and use.

Item No.	Input Voltage (VDC)	Power Consumption (W)	Control Signal	DALI Protocol	G.W. (g)	Size (L*W*H) mm	Cert
DALI-200	5	<2	DALI Signal	IEC62386-209/IEC60929	TBD	108*72.5*23.5	S

Power Supply



Features

- DALI Standard
- LED indicator light shows status

Advantages

- Support guide rail and screw fixed installation

Item No.	Input Voltage (VAC)	Power Consumption (W)	DALI Protocol	G.W. (g)	Size (L*W*H) mm	Cert
DALI-130	220-240	4	IEC62386	105	111*35*67	CE CB CQC 8

DALI Constant Current Decoder



Features

- DALI Digital control input, Dimming control LED module
- Addressing output channel
- Dimming range is from 0.4-100%
- Used for DC Power supply

- Short circuit protection, Over load protection
- Security level : 2
- Four channels 6-42VDC constant current output

Item No.	Input Voltage (VDC)	Output Current Channel (mA)	Input Signal	Output Power (W)	Output Voltage (VDC)	G.W. (g)	Size (L*W*H) mm
DSC4LMC	12-48	350/400/450/500/550/600/650/700mA*4	DALI	120	6-42	230	116*54*35

DALI/DMX to 0/1-10V Constant Current Decoder



Features

- DALI/DMX digital control input, dimming control 0-10V drive
- DALI/DMX address manual setting and free addressing
- DALI/DMX two modes freely switch.
- short circuit protection, overload protection.
- for different tuning drive, the minimum value can be set freely
- 4 channel maximum 200mA outpu

Item No.	Input Voltage (VAC)	Output Current Channel (mA)	Input Signal	Output Power (W)	Output Voltage (VDC)	G.W. (g)	Size (L*W*H) mm
EUDD-4A	110-230	50mA*4ch	DALI/DMX	2	10	230	116*54*35

DALI to Phase Cut Signal Converter



Features

- Comply with IEC 62386-101:2014, IEC 62386-102:2014, IEC 62386-207 Ed2
- Thyristor phase-cutting dimming controller supporting DALI and Touch DIM dimming
- Controlled LED thyristor dimming power supply, incandescent lamp, AC low voltage lamp, etc
- Wide voltage input 100-240VAC
- One DALI address, one channel output, maximum output current is 1.8A

Item No.	Input Voltage (VAC)	Output Current(A)	DALI bus dissipation	G.W. (g)	Size (L*W*H) mm
DALI-GSC-5	110-240	1.8	2mA max	84	168*39.4*30

Signal Converter

Description

At present, the widely used dimmer control interface include DALI, turn 0-10V/1-10V and so on. In a dimming system, there are usually more than two control interfaces. In order to achieve overall control, Ochs signal converter provides a comprehensive and reliable solution.



Features

- Meet DALI protocol IEC62386
- Support 0-10V/1-10V analog signal output

Item No.	Input Voltage (VDC)	Output Current Channel (mA)	Input Signal	Output Signal	G.W. (g)	Size (L*W*H) mm
DALI6000	12-24	15mA*1	DALI	0-10V analog signal	107	168*50*23.5

DALI Scene/Group Input Module



Features

- Can choose different scenes
- Each button reacts fast
- Power supplies via DALI bus
- Easy to build into the wall like normal switch
- Designed to comply with IEC60929/62386

Advantages

- Can set the scene or group division by dial switch
- Can set first address by dial switch

Item No.	Power supply	Signal current mA	Scene/Group	G.W. (g)	Size (L*W*H) mm
DALI-GSC-4	Via DALI signal line	2	1-4	20	44*46*14

DALI relay



Features

- Follow DALI IEC62386 standard protocol
- The maximum current of a single channel is 10A
- Wide voltage supply
- Connected to DALI Bus, occupies 1 address, the address can be changed
- Support grouping, scene editing,
- Support two mounting modes: guide rail and screw fixation

Item No.	Input Voltage (VDC)	Maximum switching current (A)	Communication protocol	Signal current mA	Group/Scene	G.W. (g)	Size (L*W*H) mm
DALI-T01	90-240	10	Standard DALI Agreement	2	1-16	110g	111*35*67
DALI-T02	90-240	5	Standard DALI Agreement	2	1-16	99g	111*35*67

DALI to 0/1-10V Converter



Description

The EUD-A02 is a DALI signal converter that converts DALI signals into 0/1-10V dimming signals. 0/1-10V drives can be controlled by converting the DALI system. The design conforms to IEC 62386-101,102,207 DALI standard protocol. The perfect solution environment for DALI control.

Item No.	Input Voltage VDC	Input Current mA	Output Voltage	Output 0/1-10V Voltage mA	G.W. (g)	Size (L*W*H) mm
EUD-A02	12-22.5	< 4.5	0/1-10V	≤2mA	38	110*30*22.5

DALI&1-10V Five In One Dimmable Drivers

Hybrid

Hybrid

DALI&1-10V Five In One Dimmable Drivers

Constant Current Dimmable Drivers

Features

- Single channel constant current output, selectable multilevel current
- Efficiency 82%
- Active PFC
- Smooth dimming curves, without flick
- Short circuit, overload, over temperature functions
- Suitable for indoor LED lamps, such as LED downlight and panel light.

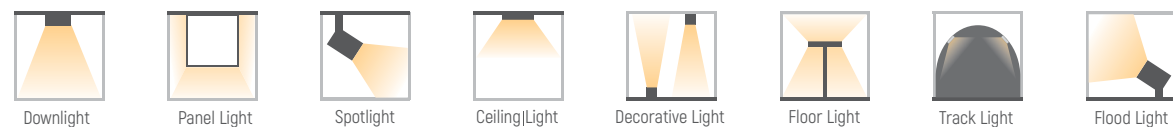
Advantages

- PWM digital dimming, CRI will not be changed.
- Built-in MCU, customized Logarithmic or Linear dimming curve
- Second level of security isolation, output ripple is less than 3%
- Load range 10%-100%
- Support five in one dimming
[DALI/0/1-10V active signal /PWM signal / adjustable resistance/Touch DIM]



Item No.	Product No.	Product pictures	Input Voltage (VAC)	Output Current Channel (mA)	Output Voltage (VDC)	Output Power (W)	Touch DIM (Push DIM)	G.W. (g)	Size(L*W*H) mm	Cert
EUP12AD-1HMC-M	100100150101	1	220-240	120/150/180/200/240/270/300/350mA*1	9-45	12	Support	TBD	150*43*29	CE CB
EUP20AD-1HMC-M	100100110101	1	220-240	350/400/450/500/550/600/650/700mA*1	9-45	20	Support	TBD	150*43*29	CE CB
EUP30AD-1HMC-M	100100120101	1	220-240	550/600/650/700/750/800/850/900mA*1	9-45	30	Support	TBD	150*43*29	CE CB
EUP40AD-1HMC-M	100100160101	4	220-240	750/800/850/900/950/1000/1050/1100mA*1	9-45	40	Support	TBD	185*43*29	CE CB
PSP45AD-1HMC	102100890101	2	200-240	500/600/700/800/900/1050/1200/1400mA*1	19-52	45	Support	272	180*70*32	CE CB
PCP45AD-1HMC	100100100101	3	220-240	700/750/800/850/900/950/1000/1050mA*1	9-45	45	Support	162	103*68*30	CE CB
EUP50AD-1HMC-M	100100130101	4	220-240	800/900/1000/1050/1000/1200/1300/1400mA*1	9-45	50	Support	TBD	185*43*29	CE CB

Apply lamps and lanterns



Constant Voltage Dimmable Drivers

Features

- Efficiency 93%
- Active PFC
- Smooth dimming curves, without flick
- Short circuit, overload


Advantages

- PWM digital dimming, CRI will not be changed.
- Built-in MCU, customized Logarithmic or Linear dimming curve
- Second level of security isolation, output ripple is less than 3%
- Load range 10%-100%
- Support five in one dimming
[DALI/0/1-10V active signal /PWM signal / adjustable resistance/Touch DIM]



Item No.	Product No.	Product pictures	Input Voltage (VAC)	Output Current Channel (mA)	Output Voltage (VDC)	Output Power (W)	Touch DIM (Push DIM)	G.W. (g)	Size(L*W*H) (mm)	Cert
LCP40AD-1H12V	102200650101	1	220-240	3.33A*1	12	40	Support	200	185*42.5*28.5	CE CB
LCP40AD-1H24V	102200640101	1	220-240	1.66A*1	24	40	Support	150	185*42.5*28.5	CE CB
LCP75AD-1H12V	100200040101	2	220-240	6.25A*1	12	75	Support	400	295*40*32	CE CB
LCP75AD-1H24V	100200050101	2	220-240	3.125A*1	24	75	Support	400	295*40*32	CE CB
EULP75AD-1H24V	102200670101	3	220-240	3.125A*1	24	75	Support	200	280*30*21	CB
LCP120AD-1H12V	102200620101	2	220-240	10A*1	12	120	Support	430	295*40*32	CE CB
LCP75AD-2H24V-S8	100200180101	2	220-240	3.125A 2	24	75	Support	TBD	295*40*32	
LCP150AD-2H24V-S8	100200190101	2	220-240	6.25A 2	24	150	Support	TBD	295*40*32	
LCP150AD-1H24V	102200630101	2	220-240	6.25A*1	24	150	Support	430	295*40*32	CE CB
EULP150AD-1H24V	100200060101	3	220-240	6.25A*1	24	150	Support	350	360*30*21	CE CB
EUP200AD-1H12V-0	100200001101	4	220-240	16.7A*1	12	200	Support	865	310*60*45	CE CB
EUP200AD-1H24V-0	100200013101	4	220-240	8.3A*1	24	200	Support	865	310*60*45	CE CB
EUP200AD-1H48V-0	100200120101	4	220-240	4.16A*1	48	200	Support	860	310*60*45	
LCP240AD-1H24V-0	100200080101	2	220-240	10A*1	24	240	Support	730	360*40*32	CE
LCP320AD-1H24V	100200090201	2	220-240	13.3*1	24	320	Support	865	360*40*32	CE
LCP320AD-1H48V	102200690101	2	220-240	6.7*1	48	320	Support	TBD	360*40*32	CE

Apply lamps and lanterns



Constant Voltage Decoder

Description

Using DC power supply, PWM control output, mainly for LED constant voltage lamp dimming / color control

Features

- Support DALI standard protocol IEC62386
- Support short circuit, over current protection, Safe level: second level
- DALI digital control, PWM dimming
- Support TouchDim function and can be dimmed manually

Advantages

- PWM digital dimming, no alter the LED color rendering index
- Built-in MCUs , customizable logarithmic curve, linear dimming curve
- Dimming depth : 1% Dimming range : 1%- 100%
- No minimum load requirements



Item No.	Product pictures	Input Voltage VDC	Output Current Channel	Output Voltage	Output Power V	TouchDIM	G.W. g	Size mm	Cert
DALI6010	1	12-24	10A*1	12-24	120-240	Support	125	168*394*30	-
DALI6002E1	2	12-24	8A*2	12-24	96-192*2	Support	130	167*51*24	CE
DALI6003E1	2	12-24	6A*3	12-24	72-144*3	Support	112	167*51*24	-
DALI6004	2	12-24	5A*4	12-24	60-120*4	Support	112	167*51*24	-
DALI6005	3	12-24	5A*5	12-24	60-120*5	Support	112	167*51*24	-
DIM101D-DIN	4	12-24	10A*1	12-24	120-240	Support	86	112*35*67	-

Relay Switch Controller

Features

- Meets DMX512(1990)/RDM and DALI IEC62386 protocol
- Feed-through power circuit design
- Output relay controlled 8 channel, max current of each channel is 20A
- Standard 35 mm din rail, convenient installation
- There is an emergency button for each channel to switch on or off the channel



Item No.	Input Voltage (VAC)	Input control signal	Max output current	G.W. (g)	Size(L*W*H) (mm)
EUR0820-DDL	100-240VAC	DMX512(1990)/RDM , DALI IEC62386 , EU-BUS	20A*8Channel	1050g	222.5*93.4*63.2mm(L*W*H), standard 35mm din rail

DALI & 0-10V Dimmable Controller

Features

- Meets DMX512(1990)/RDM,DALI IEC62386 protocol and EU-BUS protocol developed by EUCHIPS
- Output 4 channel relay switch signal and their synchronous DC 0-10V control signal
- Built-in LCD, the user can operate more conveniently
- Set fades time of each channel separately, range of 0.1-60.9s
- Standard 35 mm din rail, convenient installation
- Relay switch channel can be turned on and off manually
- Can save up to 8 events
- Suitable for intelligent lighting control - Home Furnishing, office buildings, schools, stadiums, outdoor architecture etc.
- Fire strong power starting



Item No.	Input voltage (VAC)	Input control signal	Max output current	G.W. (g)	Size(L*W*H) (mm)
EUR0420	100-240	DMX512(1990)/RDM,DALI and EU-BUS	20A*4Ch	580g	167*93.4*63.2mm(L*W*H), 标准的35mm DIN导轨

Features

- Meets DMX512(1990)/RDM,DALI IEC62386 protocol and EU-BUS protocol developed by EUCHIPS
- Output 12 channel relay switch signal
- Built-in LCD, the user can operate more conveniently
- Set fades time of each channel separately, range of 0.1-60.9s
- Standard 35 mm din rail, convenient installation
- Relay switch channel can be turned on or off manually
- Can save up to 8 events
- Suitable for intelligent lighting control - Home Furnishing, office buildings, schools, stadiums, outdoor architecture etc.



Item No.	Input Voltage (VAC)	Input control signal	Max output current	G.W. (g)	Size(L*W*H) (mm)
EUR1220-DDL	100-240VAC	DMX512(1990)/RDM , DALI IEC62386,EU-BUS	20A*12Channel	1100g	295.5*93.4*63.2mm(L*W*H), standard 35mm din rail

EU-BUS & DALI Gateway

Description

In the EU-BUS system, the user can control the equipment complying with DALI standard protocol via EUG-DALI gateway. The user can assign (including reassign, extent allocation) the address for DALI equipment, and can set group, scene, the switch-on brightness, the minimum brightness, the maximum brightness, fadetime. In addition, the user can know the state of DALI equipment via PC software or information set in advance.

Features

- Assign (including reassign, extent allocation) the address for DALI equipment
- In EU-BUS mode, can update firmware remotely via EU-BUS interface
- Support EU-BUS function to the DALI command
- Set parameter for DALI equipment, and, can be used with the DALI sensor,
- Support EU-BUS to DALI command function
- Supplied via EU-BUS bus, without external power supply
- The standard 35mm din rail, convenient installation



Item No.	Input Voltage (VAC)	Input control signal	Support DALI Devices	G.W. (g)	Size(L*W*H) (mm)
EUG-DALI-2	220VAC	EU-BUS	2*64Pcs	380g	167*93.4*63.2mm(L*W*H), standard 35mm din rail

Features

- Assign (including reassign, extent allocation) the address for DALI equipment
- In EU-BUS mode, can update firmware remotely via EU-BUS interface
- Support EU-BUS function to the DALI command
- Set parameter for DALI equipment, and, can be used with the DALI sensor,
- Support EU-BUS to DALI command function
- Supplied via EU-BUS bus, without external power supply
- The standard 35mm din rail, convenient installation



Item No.	Input Voltage	Communication protocol	Support DALI Devices	number of dry contact	G.W. (g)	Size(L*W*H) (mm)
EUG-DALI	EU-BUS	EU-BUS	64	1	250g	76*93.4*63.2mm(L*W*H), standard 35mm din rail

DALI & Phase Cut Dimmable Controller

Features

- Meets DMX512(1990)/RDM and DALI IEC62386 protocol
- Output phase cut dimming signal and their synchronous DC 0-10V dimming signal
- phase cut dimming controller can work as leading edge (LPC) mode, trailing edge(TPC) mode or switch mode
- Built-in LCD, the user can operate more conveniently
- Set fades time of each channel separately, range of 0.1-10s
- Standard 35 mm din rail, convenient installation
- Each circuit is equipped with emergency switch that control full brightness (100%) output function
- Fire strong power starting



Item No.	Input voltage (VAC)	Input control signal	Maximum output current of phase cut	Maximum output signal current	Maximum inrush current limit per channel	G.W. (g)	Size(L*W*H) (mm)
EUMA0405-DDL	100-240	DMX512(1990)/RDM , DALI IEC62386 , EU-BUS	5A*4CH (AC MOSFET, please take 5A*PF as output current limit for each circuit)	20mA*4Ch	100A	975g	222.5*93.4*63.2mm(L*W*H), standard 35mm din rail

Features

- Meets DMX512(1990)/RDM, DALI IEC62386 protocol, and EU-BUS protocol developed by EHCHIPS
- With LCD display and manual button, the user can operate more conveniently
- In the EU-BUS mode, you can remote update firmware through the EU-BUS interface
- Output 8 channel phase cut or switch control, max current of each channel is 2A
- 6.3A fuse delay protection for each 2 outputs
- Output 12VDC, supply for control system
- Set fade time of each channel separately, range of 0.1-10s
- Standard 35 mm din rail, convenient installation
- Can save up to 8 events
- suitable for use with TRIAC dimming driver, incandescent, low voltage, etc.



Item No.	Input voltage (VAC)	Input control signal	Max output current	G.W. (g)	Size(L*W*H) (mm)
EUT0802-DDL	100-240	DMX512(1990)/RDM , DALI IEC62386 , EU-BUS	2A*8Ch	1050g	222.5*93.4*63.2mm(L*W*H), standard 35mm din rail

Phase-Cut Series




Leading edge dimming usually uses silicon controlled rectifier (SCR) as a switching device, so it is also called silicon controlled dimmer (Phase-cut dimmer). Its working principle is to wait for the trigger to turn on from the zero phase of AC voltage, and when it turns on, AC power is transmitted to the load. The sine wave shape is changed by adjusting the conduction angle of each half wave of alternating current, so that the effective value of alternating current is changed to achieve the purpose of dimming.

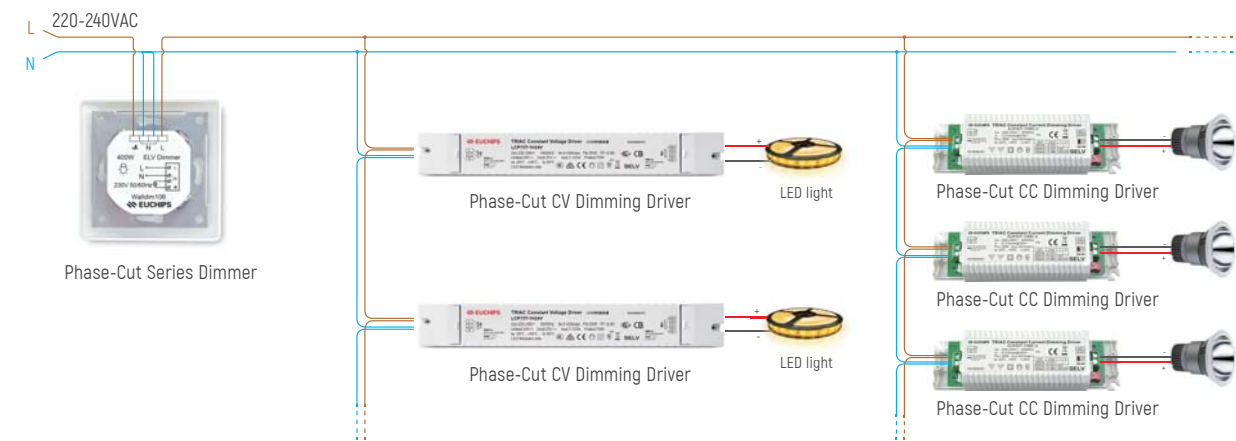
The forward phase-cut(FPC) dimmer have the following advantages: low in dimming cost, compatible with existing lines, and does not need to be rewired, so it dominates the market. Most manufacturers also produce this type of dimmers.

The back-edge(reverse) phase-cut dimmer(RPC) turns on immediately after the half-wave of AC voltage starts, and turns off immediately when the half-wave voltage reaches the set turn-on angle. Similar to front-end dimming, dimming is achieved by adjusting the conduction angle. The MOSFET is generally used as the switching device in the back edge phase-cut dimmer, because if the SCR is used as the active switch, it cannot be turned off immediately according to the characteristics of the SCR, and it will not turn off until the voltage half-wave crosses zero.

Hotel Room Scheme



Phase-Cut Series Dimmer Wiring



Constant Voltage Dimmable Drivers

Constant Voltage Dimmable Drivers

Description

Support Leading edge (Phase-Cut) and Trailing edge (ELV), suitable for DC 12-24V constant voltage LED lightings, such as LED strip light, LED flood light, etc. Widely used in hotel, club, villa, market, office and home.

Features

- Output short-circuit protection, overpower protection, overcurrent protection
- Smooth dimming curve, no flicker

Advantages

- Excellent compatibility with major brand control system
- Controlled by PWM (Pulse-Width Modulation), not change color rendering index
- Built-in MCU (Micro controller unit), support both logarithmic curves and linear curves dimming customizable
- Dimming depth 1%, dimming range 1% to 100%
- No minimum load
- Support Leading edge (Phase-Cut) and Trailing edge (ELV)



Item No.	Product No.	Product pictures	Input Voltage (VAC)	Output Current Channel (mA)	Output Voltage (VDC)	Output Power (W)	Dim Mode	G.W. g	Size(L*W*H) mm	Cert
EUP24T-1H24V-0	104200021101	1	220-240	1A*1	24	24	Triac/ELV	150	150*43*29	CE
MUP60AT-1W24V	104200540101	4	120-277	2.5A*1	24	60	0/1-10V&Triac/ELV	580	242*44*30	-
MUP60AT-1W24V-B	104200710101	8	120-277	2.5A*1	24	60	0/1-10V&Triac/ELV	937	241*81*38	-
MUP60T-1W12V	104200340101	4	120-277	5A*1	12	60	Triac/ELV	700	242*44*30	CE
MUP60T-1W24V	104200320101	4	120-277	2.5A*1	24	60	Triac/ELV	700	242*44*30	CE
EUP75T-1H12V-0	104200041101	2	220-240	6.2A*1	12	75	Triac/ELV	460	213*54*33	CE CB
EUP75T-1H24V-0	104200031101	2	220-240	3.1A*1	24	75	Triac/ELV	460	213*54*33	CE CB
LCP75T-1H12V	104200390101	3	220-240	6.25A*1	12	75	Triac/ELV	350	295*40*32	CE CB
LCP75T-1H24V	104200400101	3	220-240	3.1A*1	24	75	Triac/ELV	350	295*40*32	CE CB
EULP75T-1H24V	104200490101	5	220-240	3.1A*1	24	75	Triac/ELV	250	280*30*21	CE
MUP96T-1W12V	104200330101	4	120-277	8A*1	12	96	Triac/ELV	700	242*44*30	CE
MUP96T-1W24V	104200310101	4	120-277	4A*1	24	96	Triac/ELV	700	242*44*30	CE
MUP96AT-1W24V	104200510101	4	120-277	4A*1	24	96	0/1-10V&Triac/ELV	580	242*44*30	-
MUP96AT-1W24V-B	104200700101	8	120-277	4A*1	24	96	0/1-10V&Triac/ELV	937	241*81*38	-
DUCN100AT-1H12V	104200550201	7	220-240	8.33A*1	12	100	0/1-10V&Triac/ELV	300	231*48*29	CE
DUCN100AT-1H24V	104200470201	7	220-240	4.16A*1	24	100	0/1-10V&Triac/ELV	300	231*48*29	CE
LCP150T-1H12V	104200430101	3	220-240	12.5A*1	12	150	Triac/ELV	410	360*40*32	CE CB
LCP150T-1H24V	104200440101	3	220-240	6.25A*1	24	150	Triac/ELV	410	360*40*32	CE CB
LCP150T-1H36V	104200560101	3	220-240	4.17A*1	36	150	Triac/ELV	730	360*40*32	-
LCP240T-1H24V	104200452101	3	220-240	10A*1	24	240	Triac/ELV	730	360*40*32	-
EULP150T-1H24V	104200500101	5	220-240	6.25A*1	24	150	Triac/ELV	350	360*30*21	CE
DUCN200AT-1H24V	104200460201	7	220-240	8.33A*1	24	200	0/1-10V&Triac/ELV	300	231*48*29	CE
EUP200T-1H12V-0	104200001101	6	220-240	16.7A*1	12	200	Triac/ELV	842	310*60*45	CE CB
EUP200T-1H24V-0	104200011101	6	220-240	8.3A*1	24	200	Triac/ELV	842	310*60*45	CE CB




Item No.	Product No.	Input Voltage (VAC)	Output Current Channel (mA)	Output Voltage (VDC)	Output Power (W)	Dim Mode	G.W. g	Size(L*W*H) mm
EUP12T-1W12V-1	104200021201	200-240	1A*1	12	12	Triac/ELV	85	78*36*29

Compatible with MR16



Item No.	Product No.	Product pictures	Input Voltage (VAC)	Output Current Channel (mA)	Output Voltage (VDC)	Output Power (W)	Dim Mode	G.W. g	Size(L*W*H) mm	Cert
EUP40T-1W12V-0	104200121201	1	200-240	3.3A*1	12	40	Triac/ELV	210	137*82*31	
EUP40T-1W24V-0	104200111201	1	200-240	1.6A*1	24	40	Triac/ELV	210	137*82*31	
EUP75T-1H12V-0	104200001201	2	200-240	6.2A*1	12	75	Triac/ELV	414	204*54*33	
EUP75T-1H24V-0	104200011201	2	200-240	3.1A*1	24	75	Triac/ELV	414	204*54*33	
OWP75T-1H24V	104200660201	3	220-240	3.125A*1	24	75	Triac/ELV	670	187*64*33	
OWP120T-1H24V	104200670201	3	220-240	5A*1	24	120	Triac/ELV	750	210*64*33	CE
OWP150T-1H24V	104200670201	3	220-240	6.25A*1	24	150	Triac/ELV	750	210*64*33	CE
OWP240T-1H24V	104200690201	3	220-240	10A*1	24	240	Triac/ELV	980	270*63*33	CE
EUP150T-1H12V-0	104200140201	4	220-240	12.5A*1	12	150	Triac/ELV	842	260*78.3*45	
EUP150T-1H24V-0	104200051201	4	220-240	6.25A*1	24	150	Triac/ELV	842	260*78.3*45	
MWS320T-1H24V	104200380201	5	220-240	13.3A*1	24	320	Triac/ELV	1500	317*70*44	

Apply lamps and lanterns



Constant Current Dimmable Drivers

Description

Support Leading edge (Phase-Cut) and Trailing edge (ELV), suitable for constant current LED lightings, such as LED down light, COB spot light, ceiling light, etc. Widely used in hotel, club, villa, market, office and home.

Features

- Multi-current selection
- Smooth dimming curve
- Output short circuit protection and over current protection

Advantages

- Excellent compatibility with major brand control system
- Built-in MCU (Micro controller unit), support both log curve and linear dimming (switchable)
- Secondary-level structure, output ripple current less 3%
- Security isolation, provide security level
- Dimming depth 1%, dimming range 1% to 100%
- Load range 10%-100%
- Support Leading edge (Phase-Cut) and Trailing edge (ELV)



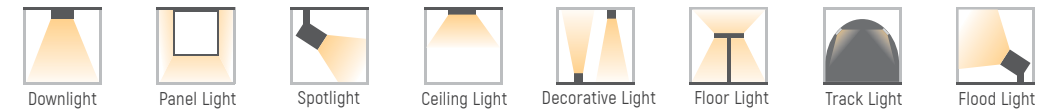
Item No.	Product No.	Product pictures	Input Voltage (VAC)	Output Current Channel (mA)	Output Voltage (VDC)	Output Power (W)	Dim Mode	G.W. g	Size(L*W*H) mm	Cert
AWS10T-1H250C	TBD	5	220-240	250mA	9-45	10	Triac/ELV	TBD	TBD	-
EUP10T-1HMC-0	104100110101	1	220-240	120/180/240/300mA*1	9-40	10	Triac/ELV	125	150*43*29	UL CE CB
PCS10T-1HMC	105100000101	4	220-240	150/180/210*1	25-45	10	Triac/ELV	100	118*50*25	-
PUP10T-1HMC-350	104100211101	2	220-240	120/150/180/210/260/290/320/350mA*1	9-42	10	Triac/ELV	120	75*35*26.5	UL CE
PUP10T-1HMC-700	104100220101	2	220-240	350/400/450/500/550/600/650/700mA*1	2-21	10	Triac/ELV	120	75*35*26.5	UL CE
EUP12T-1HMC-0	104100090101	1	220-240	200/250/300/350mA*1	9-40	12	Triac/ELV	125	150*43*29	UL CE CB
AWS15T-1H350C	TBD	5	220-240	350mA	9-45	15	Triac/ELV	TBD	TBD	-
PCS15T-1HMC	105100010101	4	220-240	250/300/350*1	25-45	15	Triac/ELV	100	118*50*25	UL
EUP15T-1HMC-0	104100020101	1	220-240	350/400/450/500mA*1	9-40	15	Triac/ELV	125	150*43*29	UL CE CB
AWS20T-1H500C	TBD	5	220-240	500mA	9-45	20	Triac/ELV	TBD	TBD	-
EUP20T-1HMC-0	104100000101	1	220-240	350/400/450/500/550/600/650/700mA*1	9-40	20	Triac/ELV	130	150*43*29	UL CE CB
PUP20T-1HMC	104100160101	2	220-240	350/400/450/500/550/600/650/700mA*1	9-45	20	Triac/ELV	200	88*43*26.5	UL CE
AWS30T-1H750C	TBD	5	220-240	750mA	9-45	30	Triac/ELV	TBD	TBD	-
EUP30T-1HMC-0	104100002101	3	220-240	550/600/650/700/750/800/850/900mA*1	9-42	30	Triac/ELV	150	185*43*29	UL CE CB
AWS40T-1H1050C	TBD	5	220-240	1050mA	9-45	40	Triac/ELV	TBD	TBD	-
PUP40T-1HMC-850	104100200101	2	220-240	500/550/600/650/700/750/800/850mA*1	9-48	40	Triac/ELV	260	121*44*26.5	UL CE
PUP40T-1HMC-1200	104100190101	2	220-240	850/900/950/1000/1050/1100/1150/1200mA*1	9-42	40	Triac/ELV	260	121*44*26.5	UL CE

Constant Current Dimmable Drivers



Item No.	Product No.	Product pictures	Input Voltage (VAC)	Output Current Channel (mA)	Output Voltage (VDC)	Output Power (W)	Dim Mode	G.W. g	Size(L*W*H) mm	Cert
EUP10T-1HMC-0-120	104100101201	1	220-240	120/150/180/210/250/300/320/350mA*1	9-42	10	Triac/ELV	90	110*30*22	UL CE
EUP10T-1HMC-0-350	104100141201	1	220-240	350/400/450/500/550/600/650/700mA*1	2-21	10	Triac/ELV	90	110*30*22	UL CE
EUP12T-1HMC-0	104100013201	2	200-240	180/240/300mA*1	9-42	12	Triac/ELV	130	150*43*29	-
EUP12T-1HMC-200	104100600201	1	220-240	200/220/240/260/280/300/320/350mA*1	9-42	12	Triac/ELV	90	110*30*22.6	-
EUP15T-1HMC-280	104100610201	1	220-240	280/300/320/350/380/400/420/450mA*1	9-42	15	Triac/ELV	90	110*30*22.6	-
EUP15T-1HMC-0	104100023201	2	200-240	280/350/380/450mA*1	9-42	15	Triac/ELV	130	150*43*29	-
EUP20T-1HMC-0	104100003201	2	200-240	350/500/550/700mA*1	9-42	20	Triac/ELV	130	150*43*29	-
DPC20T-1H500C	104100470201	4	220-240	500mA*1	9-40	20	Triac/ELV	90	97*43.5*30	-
DPC30T-1H700C	104100480201	4	220-240	700mA*1	9-42	30	Triac/ELV	90	97*43.5*30	-
EUP30T-1HMC-0	104100032201	2	200-240	600/700/800/900mA*1	9-45	30	Triac/ELV	130	150*43*29	-
DPC40T-1H900C	104100460201	4	220-240	900mA*1	12-45	40	Triac/ELV	90	150*43*29	-
EUP45T-1WMC-0	104100061201	3	200-240	500/700/900/1050mA*1	33-65	45	Triac/ELV	225	137*82*31	-
EUP60T-1HMC-0	104100071201	3	200-240	900/1050/1200/1400mA*1	9-66	60	Triac/ELV	210	137*82*31	UL

Apply lamps and lanterns



Triac/ELV Master Controller

Features

- Dimming brightness difference can be adjusted by adjustable resistance
- Over current and short circuit protection. Power LED to indicate dimmer current status
- 0-100% brightness control, smooth dimming curve with no flicker



Item No.	Product No.	Input Voltage (VAC)	Output Current Channel (mA)	Dimming Voltage Scope (ADC)	Output Power (W)	Dim Mode	G.W. g	Size(L*W*H) mm
DIM105	204200001201	12-24	15A*1	40-220	180-360	Triac/ELV	115.5	167*52*24

Advantages

- No flicker in HD recording
- Controlled by PWM (Pulse-Width Modulation), not change color rendering index

Triac/ELV Dimmer

Features

- Support Leading edge (Phase-Cut) and Trailing edge (ELV) dimming power supply, incandescent, etc.
- High flame retardant material, high temperature resistance impact
- Elegant, easy to operate, with fashionable and elegant appearance
- Can directly replace the existing wall switch

Advantages

- Compatible with EUCHIPS drivers, smooth dimming curve and no flicker
- Convenient wiring without removing shell, compatible electric box for countries
- Multi-function and support Leading edge (Phase-Cut) and Trailing edge (ELV) dimming



Item No.	Input Voltage VAC	Load range W	Dim Mode	G.W. g	Size(L*W*H) mm
Walldim105E1	220-240	4-500	Triac/ELV	140	86*86*42
Walldim107	220-240	200	Triac/ELV	140	86*86*42

Advantages

- Optimized dimming algorithm maximizes light compatibility and does not flicker at any brightness
- Remote control via APP
- Rotate stepless dimming, brightness adjustment is easy and smooth
- The design of electronic buttons at industrial standard level can provide the best feedback to users



Item No.	Input Voltage (VAC)	Inductance load (W)	Dim Mode	Standby power	G.W. g	Size(L*W*H) mm
Walldim108W	220-240	LED 220 Incandescent lamp 300	Triac/ELV	≤0.5W	140	86*86*53.5

Advantages

- Excellent design and quality materials ensure long-term, stable and reliable service for users
- Optimized dimming algorithm maximizes light compatibility and does not flicker at any brightness
- Remote control via APP
- Stepless touch dimming, easy and smooth brightness adjustment
- The design of electronic buttons at industrial standard level can provide the best feedback to users



Item No.	Input Voltage (VAC)	Inductance load (W)	Dim Mode	Standby power	G.W. g	Size(L*W*H) mm
Walldim109W	200-240	LED 220 Incandescent lamp 300	Triac/ELV	≤0.5W	140	86*86*43

SCR Dimmable Compensator

Features

- Active compensation
- Wide input voltage of 100-240VAC
- Suitable for TRIAC circuit load compensation

Advantages

- Improve phase cut dimmer compatibility as well as with LED load



Item No.	Input Voltage VAC	Power (Typical) VAC	Current VAC	G.W. g	Size (L*W*H) mm
Triac Bleeder TB01	100-240	3W@115 / 1.5W@230	37mA@115 / 24mA@230	75	78*36*29

Phase Cut Dimmable Controller

Features

- Meets DMX512(1990)/RDM and DALI IEC62386 protocol
- Output phase cut dimming signal and their synchronous DC 0-10V dimming signal
- phase cut dimming controller can work as leading edge (LPC) mode, trailing edge (TPC) mode or switch mode
- Built-in LCD, the user can operate more conveniently
- Set fades time of each channel separately, range of 0.1-10s
- Standard 35 mm din rail, convenient installation
- Each circuit is equipped with emergency switch that control full brightness (100%) output function
- Fire strong power starting



Item No.	Input voltage (VAC)	Input control signal	Maximum output current of phase cut	Maximum output signal current	Maximum inrush current limit per channel	G.W. (g)	Size(L*W*H) (mm)
EUMA0405-DDL	100-240	DMX512(1990)/RDM , DALI IEC62386 , EU-BUS	5A*4Ch (AC MOSFET, please take 5A*PF as output current limit for each circuit)	20mA*4Ch	100A	975g	222.5*93.4*63.2(L*W*H), standard 35 din rail

Features

- Meets DMX512(1990)/RDM, DALI IEC62386 protocol, and EU-BUS protocol developed by ECHIPS
- With LCD display and manual button, the user can operate more conveniently
- In the EU-BUS mode, you can remote update firmware through the EU-BUS interface
- Output 8 channel phase cut or switch control, max current of each channel is 2A
- 6.3A fuse delay protection for each 2 outputs
- Output 12VDC, supply for control system
- Set fade time of each channel separately, range of 0.1-10s
- Standard 35 mm din rail, convenient installation
- Can save up to 8 events
- suitable for use with TRIAC dimming driver, incandescent, low voltage, etc.



Item No.	Input voltage (VAC)	Input control signal	Max output current	G.W. (g)	Size(L*W*H) (mm)
EUT0802-DDL	100-240	DMX512(1990)/RDM , DALI IEC62386 , EU-BUS	2A*8Ch	1050g	222.5*93.4*63.2(L*W*H), standard 35 din rail

SCR Power Amplifier

Features

- Meets DMX512(1990)/RDM, DALI IEC62386 protocol and EU-BUS protocol developed by ECHIPS
- Output 4 channel relay switch signal and their synchronous DC 0-10V control signal
- Built-in LCD, the user can operate more conveniently
- Set fades time of each channel separately, range of 0.1-60.9s
- Standard 35 mm din rail, convenient installation
- Relay switch channel can be turned on and off manually
- Can save up to 8 events
- Suitable for intelligent lighting control - Home Furnishing, office buildings, schools, stadiums, outdoor architecture etc.



Item No.	Input Voltage (VAC)	Output Current	Output power (W)	G.W. (g)	Equipment size
EUPB0105	100-240V	5A*1Channel	1100W	TBD	167*93.4*63.2(L*W*H), standard 35din rail

Features

- Receive leading/trailing edge signal of 100-240VAC
- 4 channel leading edge output, the maximum output current of 5A/ch
- Standard 35mm din rail, easy to install
- Can be connected to incandescent lamp, halogen lamp, TRIAC dimming driver
- Mainly used to enlarge the load capacity, when triac knob or phase cut dimming module used in lighting Control system don't have enough capacity



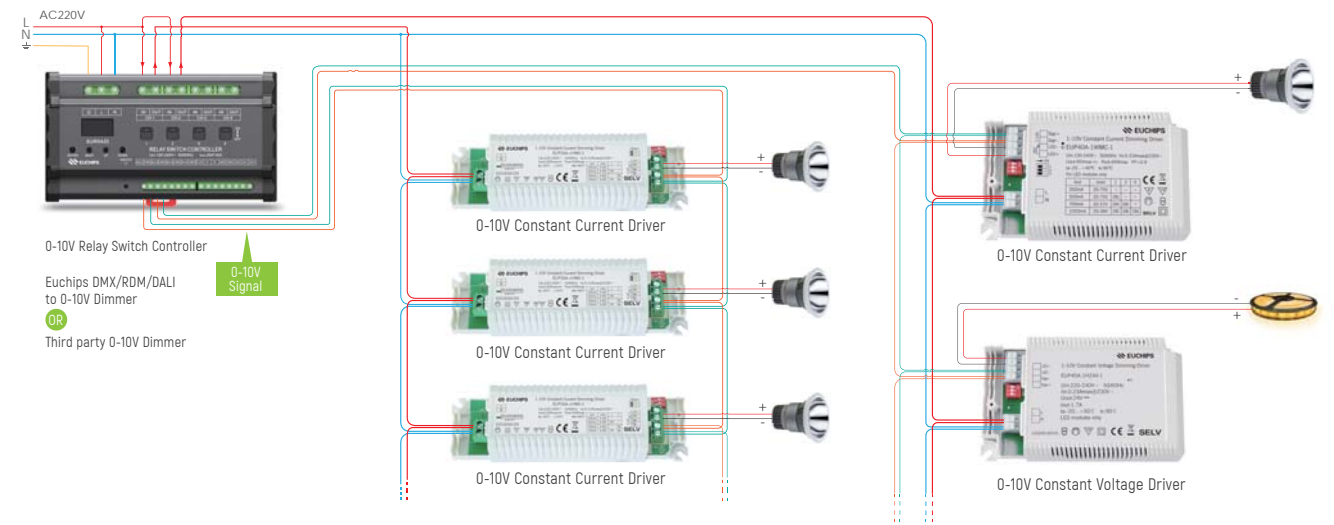
Item No.	Input Voltage (VAC)	Output Current	Output power (W)	G.W. (g)	Equipment size (mm)
EUPB0405	100-240V	5A*4Channel	4400W	TBD	222.5*93.4*63.2 (L*W*H) , standard 35 din rail

0/1-10V Series




Euchips' 0-10V/1-10V dimmable drivers solve the compatible problem between fluorescent lamps and LED lamps very successfully. They are widely used with various of capacity dimming system to control the LED ceiling lights, LED downlights, LED panel lights, LED wallwashers, LED strip lights and so on. Our 0-10V/1-10V dimmers support both linear and logarithmic dimming curve, dimming the lights very smoothly and are compatible with various famous lighting control systems, such as Lutron, Dyalite, Schneider, Clipsal, Osram, Philips, ABB and so on.

Restaurant lighting control solution



Constant Voltage Dimmer Series



Constant Voltage Analog Dimmer Series (Tunable White)



Constant Voltage Dimmable Drivers

Description

Our drivers work effectively with Lutron, controllers, supporting both 1-10V active dimming way and 1-10V passive dimming way, with smooth dimming curve and are flicker free. They are widely used in dimming the brightness of various kind of constant voltage luminaries, such as LED strip, MR16, etc. With full dimming range of 0-100% according to the 1-10V output signals. Added function of Short circuit protection, over voltage protection and over load protection

Features

- Smooth dimming curve, flicker-free
- Customized Dimming curve, improving dimming effect
- No minimum load requirement
- Can be used as normal driver when signal suspending.
- Short circuit/ Over voltage/ Over load protection

Advantages

- PWM digital dimming way, do not change color rendering index(CRI)
- With MCU built-in, can be customized liner or logarithmic dimming curve
- Supporting 3-in-1 dimming way,(0-10v active signal/PWM signal/adjustable resistor)
- LED can start at 1%, 1-100% full dimming range



Item No.	Product No.	Product pictures	Input Voltage (VAC)	Output Current Channel (mA)	Output Voltage (VDC)	Output Power (W)	Dim Mode	G.W. g	Size(L*W*H) mm	Cert
EUP12A-1H12V-1	103200002101	1	220-240	1A*1	12	12	1-10	85	78*36*29	CE
EUP24A-1H24V-1	103200011101	2	220-240	1A*1	24	24	0/1-10	150	150*43*29	CE
MUP60AT-1W24V	104200540101	6	120-277	2.5A*1	24	60	0/1-10V Phase-Cut	580	242*44*30	-
MUP60AT-1W24V-B	104200710101	8	120-277	2.5A*1	24	60	0/1-10V Phase-Cut	580	241*81*38	-
MUP60A-1W24V	103200380101	6	120-277	2.5A*1	24	60	0/1-10	700	242*44*30	UL
EUP75A-1H24V-1	103200091101	3	220-240	3.1A*1	24	75	0/1-10	460	213*54*33	CE CB
LCP75A-2W24V	103200560101	7	120-277	3.125A 2	24	75	0/1-10	340	295*40*32	CE
LCP75A-1H24V	103200540101	7	220-240	3.125A*1	24	75	0/1-10	400	295*40*32	CE CB
MUP96A-1W12V	103200360101	6	120-277	8A*1	12	96	0/1-10	700	242*44*30	UL
MUP96A-1W24V	103200310101	6	120-277	4A*1	24	96	0/1-10	700	242*44*30	UL
MUP96AT-1W24V	104200510101	6	120-277	4A*1	24	96	0/1-10V Phase-Cut	580	242*44*30	-
MUP96AT-1W24V-B	104200700101	8	120-277	4A*1	24	96	0/1-10V Phase-Cut	580	241*81*38	-
DUCN100AT-1H12V	104200550201	5	220-240	8.33A*1	12	100	0/1-10V Phase-Cut	300	231*48*29	-
DUCN100AT-1H24V	104200470201	5	220-240	4.16A*1	24	100	0/1-10V Phase-Cut	300	231*48*29	-
EUP135A-1W12V-1	103200101101	4	100-240	11.25A*1	12	135	0/1-10	662.5	206*75*40	CE
EUP150A-1W24V-1	103200041101	4	100-240	6.25A*1	24	150	0/1-10	662.5	206*75*40	CE
LCP150A-1H24V	103200520101	7	220-240	6.25A*1	24	150	0/1-10	430	295*40*32	CE CB
LCP150A-2W24V	103200550101	7	120-277	6.25A 2	24	150	0/1-10	340	360*40*32	-
DUCN200AT-1H24V	104200460201	5	220-240	8.33A*1	24	200	0/1-10V Phase-Cut	300	231*48*29	-
LCP240AD-1H24V	100200080101	7	220-240	10A*1	24	240	0/1-10 DALI	730	360*40*32	CE CB
LCP320AD-1H24V	100200090201	7	220-240	13.3*1	24	320	0/1-10 DALI	865	360*40*32	-

Constant Voltage Dimmable Drivers



Item No.	Product No.	Product pictures	Input Voltage (VAC)	Output Current Channel (mA)	Output Voltage (VDC)	Output Power (W)	Dim Mode	G.W. g	Size(L*W*H) mm
EUP12A-1W12V-1	103200191201	1	100-240	1A*1	12	12	1-10	85	78*36*29
EUP75A-1H12V-1	103200041201	2	220-240	3.1A*1	24	75	0/1-10	460	203*54*33
EUP75A-1H24V-1	103200051201	2	220-240	3.1A*1	24	75	0/1-10	460	203*54*33

Ultra-Thin Waterproof Dimming Driver

Description

0/1-10V dimming options can be used for DC constant voltage LED lamps.

Features

- Wide input voltage range 100 - 240 volts, PF > 0.95
- The die-casting shell is integrally formed, and the product meets the structural requirements of Class I power supply
- Adopting high quality potting compound with scientific proportion, the protection grade is as high as IP67
- Supporting 3-in-1 dimming way,(0-10v active signal/PWM signal/adjustable resistor)
- With overload, short circuit, over voltage, over temperature and other protection functions, and can automatically recover after the fault is removed
- Comply with CE/CB/ EneC/ SAA/ RoHS/ CCC and other certification requirements
- Built - in 2kV - 10kV lightning protection circuit [depending on the product power]
- Ambient temperature range: to -25 °C - + 50 °C
- Five - years warranty

Advantages

- High reliability
- Long life
- High efficient
- Complete protection function
- Low input surge current
- Low output ripple noise
- High Protection level



Item No.	Product No.	Product pictures	Input Voltage (VAC)	Output Current Channel (mA)	Output Voltage (VDC)	Output Power (W)	Dim Mode	G.W. g	Size(L*W*H) mm	Cert
UWP75A-1M12V	103200440101	1	100 - 240	6.25A*1	12VDC	75	0/1-10	820	290*61*25	CE CB
UWP75A-1M24V	103200420101	1	100 - 240	3.13A*1	24VDC	75	0/1-10	820	290*61*25	CE CB
UWP100A-1M12V	103200450101	1	100 - 240	8.33A*1	12VDC	100	0/1-10	820	290*61*25	CE CB
UWP100A-1M24V	103200430101	1	100 - 240	4.17A*1	24VDC	100	0/1-10	820	290*61*25	CE CB
UWP150A-1M12V	TBD	1	100 - 240	12.5A*1	12VDC	150	0/1-10	820	290*61*25	CE CB
UWP150A-1M24V	103200410101	1	100 - 240	6.25A*1	24VDC	150	0/1-10	820	290*61*25	CE CB
UWP150A-1M48V	103200510101	1	100 - 240	3.13A*1	48VDC	150	0/1-10	TBD	290*61*25	CE CB
UWP240A-1M12V	103200480101	2	100 - 240	20A*1	12VDC	240	0/1-10	1055	270*68*30	CE CB
UWP240A-1M24V	103200470101	2	100 - 240	10A*1	24VDC	240	0/1-10	1055	270*68*30	CE CB
UWP320A-1M24V	103200570101	3	100 - 240	13.3A*1	24VDC	320	0/1-10	1530	290*90*32	CE

Constant Current Dimmable Drivers

Description

Our Constant current dimmable drivers are widely used in various indoor LED illumination, such as LED constant current spot light, down lights, panel lights. Single channel output, switchable output current level, supporting 1-10V dimming way, 100~240 VAC wide voltage input, 84%-88% high effectiveness. With active PFC function built-in, our dimmable drivers can be used as normal drivers when signal suspending. Having smooth dimming curve and flicker-free. With short-circuit function, being widely used in various indoor LED illuminations.

Features

- Single channel output, switchable output current level
- Supporting 1-10V dimming way, active/passive
- Having active PFC function built-in
- Can be used as normal drivers when signal suspending

Advantages

- 3-in-1 dimming
- With MCU built-in, customized Logarithm or Liner dimming curve
- Secondary-level structure, less than 3% low-frequency ripple output
- With security isolation function, having higher security level
- LED start from 1%, dimming range from 1-100%
- 10%-100% on-load range



Item No.	Product No.	Product pictures	Input Voltage (vac)	Output Current Channel (mA)	Output Voltage (vdc)	Output Power (w)	Dim Mode	G.W. g	Size(L*W*H) mm	Cert
EUP10A-1HMC-1	103100291101		220-240	120/180/240/300mA*1	9-40	10	0/1-10	125	150*43*29	CE CB
EUP10A-1HMC-300-M	103100790101		220-240	120/180/240/300mA*1	9-42	10	0/1-10	75	89*41*29	CE
EUP10A-1HMC-700-M	103100780101		220-240	350/500/550/700mA*1	2-21	10	0/1-10	75	89*41*29	CE
EUP12A-1HMC-1	103100281101		220-240	200/250/300/350mA*1	9-40	12	0/1-10	125	150*43*29	CE CB
EUP12A-1HMC	103101120101		220-240	120/150/180/210/250/280/300/350mA*1	9-42	12	0/1-10	110	135*36*25	CE CB
EUP12A-1HMC-M	103100960101		220-240	120/150/180/210/250/280/300/350mA*1	9-45	12	0/1-10	110	150*43*29	CE CB
PCM12A-1H300C	103102020101		220-240	300mA*1	20-40	12	0/1-10	79	135*36*25	-
EUP15A-1HMC-1	103100271101		220-240	350/400/450/500mA*1	9-40	15	0/1-10	125	150*43*29	CE CB
EUP20A-1HMC-1	103100261101		220-240	350/500/550/700mA*1	9-40	20	0/1-10	125	150*43*29	CE CB
EUP20A-1HMC	103101110101		220-240	350/400/450/500/550/600/650/700mA*1	9-42	20	0/1-10	110	135*36*25	CE CB
EUP20A-1HMC-M	103100930101		220-240	350/400/450/500/550/600/650/700mA*1	9-45	20	0/1-10	110	150*43*29	CE CB
PCM20A-1H500C	103101930101		220-240	500mA*1	20-40	20	0/1-10	79	135*36*25	-
EUP30A-1HMC-1	103100240101		220-240	550/600/650/700/750/800/850/900mA*1	9-45	30	0/1-10	155	150*43*29	CE CB
EUP30A-1HMC-M	103100940101		220-240	550/600/650/700/750/800/850/900mA*1	9-45	30	0/1-10	155	150*43*29	CE
EUP40A-1HMC-1	103100231101		220-240	850/900/950/1000/1050/1100/1150/1200mA*1	9-45	40	0/1-10	225	137*82*31	CE
EUP40A-1HMC-M	103101010101		220-240	750/800/850/900/950/1000/1050/1100mA*1	9-45	40	0/1-10	TBD	185*43*29	CE
EUP50A-1HMC-1	103100221101		220-240	1050/1100/1150/1200/1250/1300/1350/1400mA*1	9-45	50	0/1-10	225	137*82*31	CE
EUP50A-1HMC-M	103100950101		220-240	800/900/1000/1050/1100/1200/1300/1400mA*1	9-45	50	0/1-10	TBD	185*43*29	CE
AWS50A-1UMC-1000	103100850101		100-277	500-2100mA (Default: 1000mA)	22-54	50	0/1-10	400	105*63*32	-
EUP60A-1HMC-1	103100061101		200-240	1050/1200/1400mA*1	9-58	60	0/1-10	365	203*54*33	CE
AWS600A-1UMC	103101180101		100-277	5-11.8A*1	27-54	600	0/1-10	2932	271*131*50	- IP67
AWS800A-1UMC	103101180101		100-277	14.8A*1	27-54	800	0/1-10	3200	271*131*50	- IP67

Constant Current Dimmable Drivers



Item No.	Product No.	Product pictures	Input Voltage (vac)	Output Current Channel (mA)	Output Voltage (vdc)	Output Power (w)	Dim Mode	G.W. g	Size(L*W*H) mm	Cert
PUP10A-1WMC-350	103100710101		100-240	120/150/180/210/260/270/320/350mA*1	9-42	10	0/1-10V	120	75*35*26.5	CE CB
PUP10A-1WMC-700	103100720101		100-240	350/400/450/500/550/600/650/700mA*1	2-21	10	0/1-10V	120	75*35*26.5	CE CB
PUP20A-1WMC	103100730101		100-240	350/400/450/500/550/600/650/700mA*1	9-45	20	0/1-10V	200	88*43*26.5	CE CB
PUP40A-1WMC-850	103100750101		100-240	500/550/600/650/700/750/800/850mA*1	9-48	40	0/1-10V	260	121*44*26.5	CE CB
PUP40A-1WMC-1200	103100740101		100-240	850/900/950/1000/1050/1100/1150/1200mA*1	9-42	40	0/1-10V	260	121*44*26.5	CE CB
EULP20A-1HMC	103101250101		220-240	350/400/450/500/550/600/650/700mA*1	9-54	20	0/1-10	230	280*30*21	-
EULP35A-1H1400C-0	103100360101		220-240	1400mA*1	9-27	35	0/1-10	275	360*30*21	TBD
EULP35A-1HMC	103101270101		220-240	550/600/650/700/750/800/850/900mA*1	9-54	35	0/1-10	225	280*30*21	-
EULP50A-1H1400C-0	103100350101		220-240	1400mA*1	9-35	50	0/1-10	275	360*30*21	TBD
EULP65A-1HMC	103101280101		220-240	700/800/900/1000/1100/1200/1300/1400mA*1	9-54	65	0/1-10	225	280*30*21	-
DPC7A-1HMC	103101750101		220-240	130/150/170/190mA*1	24-30	7	1-10V	105	Independent:137.6*44*30 Built in:97.8*44*30	CE
DPC18A-1HMC	103101760101		220-240	260/320/350/400mA*1	30-42	18	1-10V	105	Independent:137.6*44*30 Built in:97.8*44*30	CE
DPC21A-1HMC	103101770101		220-240	350/400/450/500mA*1	30-42	21	1-10V	105	Independent:137.6*44*30 Built in:97.8*44*30	CE
DPC33A-1HMC	103101780101		220-240	500/600/700/800mA*1	30-42	33	1-10V	105	Independent:137.6*44*30 Built in:97.8*44*30	CE
DPC35A-1HMC	103101790101		220-240	550/650/750/850mA*1	30-40	35	1-10V	105	Independent:137.6*44*30 Built in:97.8*44*30	CE
DPC36A-1HMC	103101800101		220-240	650/750/850/950mA*1	27-38	36	1-10V	105	Independent:137.6*44*30 Built in:97.8*44*30	CE

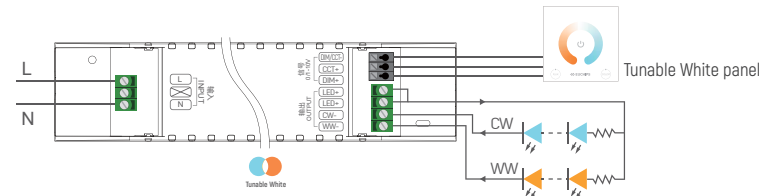


Item No.	Product No.	Product pictures	Input Voltage (vac)	Output Current Channel (mA)	Output Voltage (vdc)	Output Power (w)	Dim Mode	G.W. g	Size(L*W*H) mm	Cert
EUP10A-1HMC-1-120	103100401201		220-240	120/150/180/200/240/270/300/350mA*1	9-42	10	1-10	90	110*30*22	CE
EUP10A-1HMC-1-350	103100411201		220-240	350/400/450/500/550/600/650/700mA*1	2-21	10	1-10	90	110*30*22	CE
EUP12A-1HMC-1	103100101201		220-240	180/240/300mA*1	9-40	12	1-10	120	150*43*29	CE
EUP12A-1HMC-200	103110160201		220-240	200/220/240/260/280/300/320/350mA*1	9-42	12	1-10	TBD	110*30*22	CE
EUP15A-1HMC-280	103110150201		220-240	280/300/320/350/380/400/420/450mA*1	9-42	15	1-10	TBD	110*30*22	CE
EUP15A-1HMC-1	103100111201		220-240	280/350/450mA*1	9-40	15	1-10	120	150*43*29	CE

0/1-10V CV/CC Dimmable Tunable White Drivers



Tunable White



Constant Voltage

Description

0/1-10V dimming color constant pressure products, suitable for LED lamp belt, MR16 and other constant pressure dimming color lamps, support 0/1-10V dimming; Stroboscopic design, dimming range of 0.1%-100%.



Features

- Single channel constant voltage output
- High input voltage of 220VAC ~ 240VAC
- Dimming effect smooth, no flicker
- Over load protection; over voltage protection; short circuit protection
- IP20, suitable for indoor LED lighting application

Item No.	Product No.	Product pictures	Input Voltage (VAC)	Output Current Channel (mA)	Output Voltage (VDC)	Output Power (W)	Dim Mode	G.W. g	Size(L*W*H) mm	Cert
LCP75A-2W24V	103200560101	6	120-277	3.125A 2	24	75	0/1-10	340	295*40*32	CCC
LCP150A-2W24V	103200550101	6	120-277	6.25A 2	24	150	0/1-10	340	360*40*32	-

Constant Current

Description

0/1-10V dimming color constant current product, suitable for down lamp, spot lamp, panel lamp and other LED indoor dimming color lamps. Single channel output, multistage current output is optional, support 0/1-10V dimming; Stroboscopic design, dimming range of 0.1%-100%.



Features

- Two channel output, output current level selectable by DIP S.W.
- High efficiency up to 85 %
- Built-in active PFC function
- Protections: Short circuit, over load, over Voltage
- Suitable for indoor LED lighting application, such as down light, panel light, and so on

Item No.	Product No.	Product pictures	Input Voltage (VAC)	Output Current Channel (mA)	Output Voltage (VDC)	Output Power (w)	Dim Mode	G.W. g	Size(L*W*H) mm	Cert
EUP12A-2HMC	103101030101	1	220-240	120/150/180/200/240/270/300/350mA 2	9-42	12	0/1-10	110	150*43*29	CCC
EUP20A-2HMC	103100920101	1	220-240	350/400/450/500/550/600/650/700mA 2	9-42	20	0/1-10	TBD	150*43*29	CCC
EUP40A-2HMC	103101160101	2	220-240	750/800/850/900/950/1000/1050/1100mA 2	9-45	40	0/1-10	151	185*42.5*28.5	-
EULP40A-2WMC	103100870101	3	120-277	415/620/830mA 2	30-50	40	0/1-10	TBD	280*30*23	CCC
EULP80A-2WMC	103100860101	3	120-277	830/1250/1660mA 2	30-50	80	0/1-10	TBD	360*30*23	CCC

Japan PSE Constant current dimmer driver

Description

According to the demand of the Japanese market, Euchips introduced BIS certified constant current dimming driver, which can be adjusted by external 0/1-10V active signal and PWM signal to achieve smooth dimming effect.

Features

- Support 2-in-1 dimming mode(1-10V active signal, PWM)
- Wide input voltage 100VAC ~130VAC
- Built-in active PFC function
- Dimming effect smooth, no flicker
- Protections: Short circuit, over load, over temperature
- Suitable for indoor LED lighting application, such as down light, spotlights, panel light, and so on



Item No.	Product No.	Product pictures	Input Voltage (VAC)	Output Current Channel (mA)	Output Voltage (VDC)	Output Power (w)	Dim Mode	G.W. g	Size(L*W*H) mm
EUPM12A-1L240C-1	TBD	1	100-130	240mA*1	9-45	12	0/1-10	120	150*43*29
EUPM20A-1L400C-1	TBD	1	100-130	400mA*1	9-45	20	0/1-10	120	150*43*29
EUPM30A-1L600C-1	TBD	1	100-130	600mA*1	9-42	30	0/1-10	120	150*43*29
EUPM40A-1L800C-1	TBD	2	100-130	800mA*1	9-45	40	0/1-10	225	137*82*31
EUPM50A-1L1050C-1	TBD	2	100-130	1050mA*1	9-45	50	0/1-10	225	137*82*31
EUPM60A-1L1200C-1	TBD	2	100-130	1200mA*1	9-45	60	0/1-10	225	137*82*31

Constant Current Dimmable Drivers

Description

Mainly used for monochrome constant current lamp dimming, set dimmer and driver as one of the dimming driver. To achieve bright lighting regulation with 1-100% dimming.

Features

- MCUs built-in, customizable log curve, linear dimming curve
- Secondary-level structure, less than 3%
- Safe isolation, provide a more secure level
- Dimming depth: 1% Dimmingrange: 1%- 100%
- Load range: 10% - 100%



Item No.	Input Voltage (VAC)	Output Current Channel (mA)	Output Voltage (VDC)	Output Power (W)	Dim Mode	G.W. g	Size(L*W*H) mm	Cert
LWP13A-1H300C	220-240	300mA*1	9-42	12.6	0/1-10	350	136*50*41	CE
LWP19A-1H450C	220-240	450mA*1	9-42	19	0/1-10	350	136*50*41	CE
LWP22A-1H600C	220-240	600mA*1	9-36	21	0/1-10	350	136*50*41	CE
LWP40A-1H950C	220-240	950mA*1	9-42	40	0/1-10	637	167*50*41	CE
LWP45A-1H1050C	220-240	1050mA*1	9-42	45	0/1-10	637	167*50*41	CE

⚠️ This product is one current output, please confirm the current with sales before the order. MOQ: 500pcs

0-10V Panel Controller

Description

Walldim series are designed to be high-end, multi-functions touch panel controllers, with characteristics of fashionable and beautiful appearance, complete functions, easy operations, sensitive key touch. It is mainly used with 0-10V dimming controllers. It can realize 0-10V smooth dimming according to different requirements. Usually, the signal input current of our 0-10/1-10 dimmable drivers are less than 1mA, it's easy to calculate the quantity of the dimmable drivers that can connect to our wall dimmers, based on the output signal current of the wall dimmers.

Features

- 0-10V dimming mode, dimming curve is smooth
- Touch control buttons, easy operations
- Glass materials, with fashionable and beautiful appearance

Advantages

- With wire cut function (WALLDIM103E1)
- Conform to the European rules, the installation box is the national standard [except PA112U]



Item No.	Product pictures	Input Voltage	Output Current Channel (mA)	Output Signal (VDC)	Mode	G.W. g	Size(L*W*H) mm	Cert
WALLDIM200	1	90-265VAC	50mA*1	0-10	Brightness	194	86*86*38	CE
WALLDIM201	2	15-48VDC	150mA*1	0-10	Brightness	125	86*86*10	CE
WALLDIM103E1	3	/	/ *1	1-10	Brightness	140	86*86*42	CE
WALLDIM202	4	12-15VDC	50mA*2	0-10	CCT/Brightness	140	86*86*26	CE
WALLDIM203	5	110-240VAC	50mA*2	0-10	CCT/Brightness	152	86*86*57.5	CE
WALLDIM204	6	100-242VAC	20mA*1	0-10	CCT/Brightness	142	86*86*55	CE

Constant Voltage Dimmer

Description

Mainly used for dimming the brightness of the led strips and LED modules, or use the 1-10V signal to dimming the brightness; suitable for various kinds of led modules.

Features

- Support the short circuit, over current protection and alarm function
- Increase delay processing and increase anti-interference
- Increase fade to fade effect, dimming is much smoother.

Advantages

- Support 3-in-1 dimming function
- PWM digital dimming, CRI will not be changed.
- Built-in MCU, customized Logarithmic or Linear dimming curve
- Support 3-in-1 dimming functions (0-10V /1-10V active signal /Adjustable resistance / PWM)
- Dimming depth is 1%, dimming scale is 1%-100%



Item No.	Product pictures	Input Voltage VDC	Output Current channel	Output power W	Dim Mode V	Multifunction Switch	G.W. g	Size(L*W*H) mm
DIM-S1L10V-0	1	12-24	10A*1	120-240	0-10V/1-10	No Support	100	167*51*24
DIM-S2L8V-0	1	12-24	8A*2	192-384	0-10V/1-10	No Support	100	167*51*24
DIM119	1	12-24	15A*1	180-360	1-10	No Support	130	167*51*24
DIM116	2	12-24	5A*3	180-360	0-10	No Support	141	165*42*26
Multidim-15V-0	1	12-24	15A*1	180-360	0-10V/1-10	Support	93	167*51*24
DIM151A-DIN	3	12-24	15A*1	180-360	0-10V/1-10	No Support	85	112*35*67

Analog signal amplifier

Features

- For higher the output power of the synchronized changing signal
- Built with high quality amplification devices, the output capacity reach to 200mA
- Mainly used for the occasion when the master controller's signal is insufficient.

Advantages

- Input 0-10V /1-10V active signal, Adjustable resistance, PWM signals
- With the strong ability of pulling and filling current



Item No.	Product pictures	Input Voltage VDC	Output Current channel	Output Voltage	Input Signal	G.W. g	Size(L*W*H) mm
EUC601	1	15-48VDC	200mA*1	0-10V	0-10V active signal, resistance/passive signal, or PWM signal	90	168*394*30
EUC602	2	200-240VAC	150mA*2	0-10V	0-10V active signal, resistance/passive signal, or PWM signal	90	168*394*30

DALI/1-10V Five In One Dimmable Drivers

Constant Current Dimmable Drivers

Features

- Single channel constant current output, selectable multilevel current
- Efficiency 82%
- Active PFC
- Smooth dimming curves, without flick
- Short circuit, overload, over temperature functions
- Suitable for indoor LED lamps, such as LED downlight and panel light.

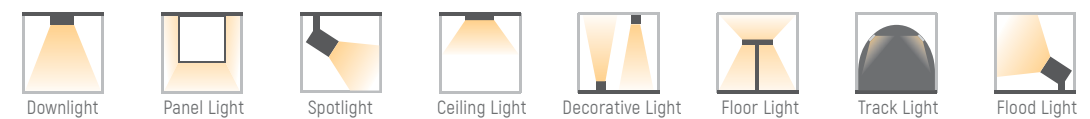
Advantages

- PWM digital dimming, CRI will not be changed.
- Built-in MCU, customized Logarithmic or Linear dimming curve
- Second level of security isolation, output ripple is less than 3%
- Load range 10%-100%
- Support five in one dimming (DALI/1-10V active signal /PWM signal / adjustable resistance/Touch DIM)



Item No.	Product No.	Product pictures	Input Voltage (VAC)	Output Current Channel (mA)	Output Voltage (VDC)	Output Power (W)	Touch DIM	G.W. g	Size(L*W*H) mm	Cert
EUP12AD-1HMC-M	100100150101	1	220-240	120/150/180/200/240/270/300/350mA*1	9-45	12	Support	TBD	150*43*29	CCC CE CB
EUP20AD-1HMC-M	100100110101	1	220-240	350/400/450/500/550/600/650/700mA*1	9-45	20	Support	TBD	150*43*29	CCC CE CB
EUP30AD-1HMC-M	100100120101	1	220-240	550/600/650/700/750/800/850/900mA*1	9-45	30	Support	TBD	150*43*29	CCC CE CB
EUP40AD-1HMC-M	100100160101	4	220-240	750/800/850/900/950/1000/1050/1100mA*1	9-45	40	Support	TBD	185*43*29	CCC CE CB
PSP45AD-1HMC	102100890101	2	200-240	500/600/700/800/900/1050/1200/1400mA*1	19-52	45	Support	272	180*70*32	CCC DALI CB
PCP45AD-1HMC	100100100101	3	220-240	700/750/800/850/900/950/1000/1050mA*1	9-45	45	Support	162	103*68*30	CCC CE CB DALI
EUP50AD-1HMC-M	100100130101	4	220-240	800/900/1000/1050/1000/1200/1300/1400mA*1	9-45	50	Support	TBD	185*43*29	CCC CE CB

Apply lamps and lanterns



DALI/1-10V Five In One Dimmable Drivers

Constant Voltage Dimmable Drivers

Description

LED driver complies with DALI standard protocol IEC 62386, and provides multiple dimming function (DALI, 0/1-10V active signal, PWM, adjustable resistance, and Touch DIM) to achieve a smooth dimming effect.


Features

- Meet DALI protocol IEC 62386
- High input voltage of 220VAC ~ 240VAC
- Dimming effect smooth, no flicker
- Over load protection; over voltage protection; short circuit protection
- IP20, suitable for indoor LED lighting application



Item No.	Product No.	Product pictures	Input Voltage (VAC)	Output Current Channel (mA)	Output Voltage (VDC)	Output Power (W)	Touch DIM	G.W. g	Size(L*W*H) mm	Cert
LCP40AD-1H12V	102200650101	1	220-240	3.33A*1	12	40	Support	200	185*42.5*28.5	CE CB
LCP40AD-1H24V	102200640101	1	220-240	1.66A*1	24	40	Support	150	185*42.5*28.5	CE CB
LCP75AD-1H12V	100200040101	2	220-240	6.25A*1	12	75	Support	400	295*40*32	CE CB
LCP75AD-1H24V	100200050101	2	220-240	3.125A*1	24	75	Support	400	295*40*32	CE CB
EULP75AD-1H24V	102200670101	3	220-240	3.125A*1	24	75	Support	200	280*30*21	CB
LCP120AD-1H12V	102200620101	2	220-240	10A*1	12	120	Support	430	295*40*32	CE CB
LCP75AD-2H24V-S8	100200180101	2	220-240	3.125A*2	24	75	Support	TBD	295*40*32	
LCP150AD-2H24V-S8	100200190101	2	220-240	6.25A*2	24	150	Support	TBD	295*40*32	
LCP150AD-1H24V	102200630101	2	220-240	6.25A*1	24	150	Support	430	295*40*32	CE CB
EULP150AD-1H24V	100200060101	3	220-240	6.25A*1	24	150	Support	350	360*30*21	CE CB
EUP200AD-1H12V-0	100200001101	4	220-240	16.7A*1	12	200	Support	865	310*60*45	CE CB
EUP200AD-1H24V-0	100200013101	4	220-240	8.3A*1	24	200	Support	865	310*60*45	CE CB
EUP200AD-1H48V-0	100200120101	4	220-240	4.16A*1	48	200	Support	860	310*60*45	CE CB
LCP240AD-1H24V-0	100200080101	2	220-240	10A*1	24	240	Support	730	360*40*32	CE
LCP320AD-1H24V	100200090201	2	220-240	13.3*1	24	320	Support	865	360*40*32	CE
LCP320AD-1H48V	102200690101	2	220-240	6.7*1	48	320	Support	TBD	360*40*32	CE

Apply lamps and lanterns




Power Amplifier

Description

LED power amplifiers offer the users various solutions and are suitable for different situations, with the input voltage of 12-24VDC, they can be used in single color, RGB and RGBW lamps, maximum output power to be 720W. They are also designed with different appearances for various installations.

Power Amplifier application drawing



Features

- For the amplification of power of constant voltage LED controllers
- Controlled by PWM (Pulse-Width Modulation)
- For all kinds of constant voltage LED lamps and modules
- Theoretically, limitless LED modules can be connected if many power amplifiers are in cascade connection

Advantages

- Constant Current Waterproof NFC Programmable Dimming Driver



Item No.	Product pictures	Input Voltage (VDC)	Output Current A*Channel	Output Voltage (VDC)	Output power (W)	G.W. g	Size(L*W*H) mm
RP3-5A-DIN	1	12-24	5A*3	12-24	180-360	100	112*35*67
RP310	2	12-24	10A*1	12-24	120-240	138	165*42*26
RP306	2	12-24	5A*3	12-24	180-360	142	165*42*26
RP306W	3	12-24	3A*3	12-24	108-216	208	200*31*21
RP316	4	12-24	6A*3	12-24	216-432	80	168*51*22
RP416	4	12-24	5A*4	12-24	240-480	120	168*51*22
RP520	5	12-24	15A*2	12-24	360-720	225	82.4*91*25
RP530	5	12-24	10A*3	12-24	360-720	225	82.4*91*25

Relay Switch Controller

0-10V Dimmable Controller

Features

- Meets DMX512(1990)/RDM and DALI IEC62386 protocol
- Feed-through power circuit design
- Output relay controlled 8 channel, max current of each channel is 20A
- Standard 35 mm din rail, convenient installation
- There is an emergency button for each channel to switch on or off the channel



Item No.	Input Voltage (VAC)	Input control signal	Max output current	G.W. (g)	Size(L*W*H) (mm)
EUR0820-DDL	100-240VAC	DMX512(1990)/RDM , DALI IEC62386 , EU-BUS	20A*8Channel	1050g	222.5*93.4*63.2mm(L*W*H), standard 35mm din rail

Features

- Meets DMX512(1990)/RDM,DALI IEC62386 protocol and EU-BUS protocol developed by EUCHIPS
- Output 4 channel relay switch signal and their synchronous DC 0-10V control signal
- Built-in LCD, the user can operate more conveniently
- Set fades time of each channel separately, range of 0.1-60.9s
- Standard 35 mm din rail, convenient installation
- Relay switch channel can be turned on and off manually
- Can save up to 8 events
- Suitable for intelligent lighting control - Home Furnishing, office buildings, schools, stadiums, outdoor architecture etc.
- Fire strong power starting



Item No.	Input voltage (VAC)	Input control signal	Max output current	G.W. (g)	Size(L*W*H) (mm)
EUR0420	100-240	DMX512(1990)/ RDM,DALI,and EU-BUS	20A*4Ch	580g	167*93.4*63.2mm(L*W*H), standard 35mm din rail

Features

- Meets DMX512(1990)/RDM,DALI IEC62386 protocol and EU-BUS protocol developed by EUCHIPS
- Output 12 channel relay switch signal
- Built-in LCD, the user can operate more conveniently
- Set fades time of each channel separately, range of 0.1-60.9s
- Standard 35 mm din rail, convenient installation
- Relay switch channel can be turned on or off manually
- Can save up to 8 events
- Suitable for intelligent lighting control - Home Furnishing, office buildings, schools, stadiums, outdoor architecture etc.



Item No.	Input Voltage (VAC)	Input control signal	Max output current	G.W. (g)	Size(L*W*H) (mm)
EUR1220-DDL	100-240VAC	DMX512(1990)/RDM , DALI IEC62386,EU-BUS	20A*12Channel	1100g	295.5*93.4*63.2mm(L*W*H), standard 35mm din rail


Features

- It conforms to DMX512(1990)/RDM international standard protocol and the selfdeveloped EU-Bus protocol
- Output 4 channels of DC 0-10V analog control signals, and the maximum output signal current of each channel is 100mA
- 0-10V signal plus or minus short connection, the module has short-circuit protection function
- Two signal input interfaces: green terminal and RJ45 network port
- In DMX mode, RDM function is supported, and the address can be changed by upper computer software
- Arbitrarily change DMX address and switch input signal mode by dialing the code key
- Small volume, standard 35mm guide housing, easy to install
- Applicable to smart home, office, school, hotel, stadium, building outdoor scene and other occasions Ming control



Item No.	Input voltage	Input control signal	Max output current	G.W. (g)	Size(L*W*H) (mm)
EUA410D	12VDC	DMX512/RDM、 EU-BUS Signal	100mA*4Channel	TBD	105*88*65mm(L*W*H), standard 35mm din rail

DMX/RDM Series



DMX 512 protocol is a Digital Multiplex protocol developed by USITT, the American Theater Technology Association. Because of its simplicity and practicality, it has been widely recognized by manufacturers and users all over the world since its introduction. More and more manufacturers are producing or adopting DMX 512 digital dimming equipment.


DMX is the abbreviation of Digital Multiplex, meaning multiplex digital transmission. DMX 512 control protocol is the industry standard for data transmission between lighting controller and lighting equipment issued by USITT in 1990. Its full name is USITT DMX 512 [1990], including electrical characteristics, data protocol and data format.

Euchips is currently one of the few suppliers in the world to provide a complete set of DMX and RDM solutions. We provide DMX master controller and editing software, sub-controller and DMX power supplies, DMX signal amplifiers, and various signal converters. For example, DMX to relay, DMX to 0 - 10V, DMX to SCR dimming and other rich product lines. The sub-controllers provide 1 channel dimming, 2 channel color temperature dimming, 3 channel RGB, 4 channel RGBW, 5 channel RGBW and 8/ 12/ 24/ 32 channel sub - controllers.




DMX Constant Voltage Decoders



Multiple Protection, More Security

- 
Over Current
- 
Short Circuit
- 
Over Temperature

Diversified Output Port

- 
Connector
- 
RJ45
- 
XLR-5

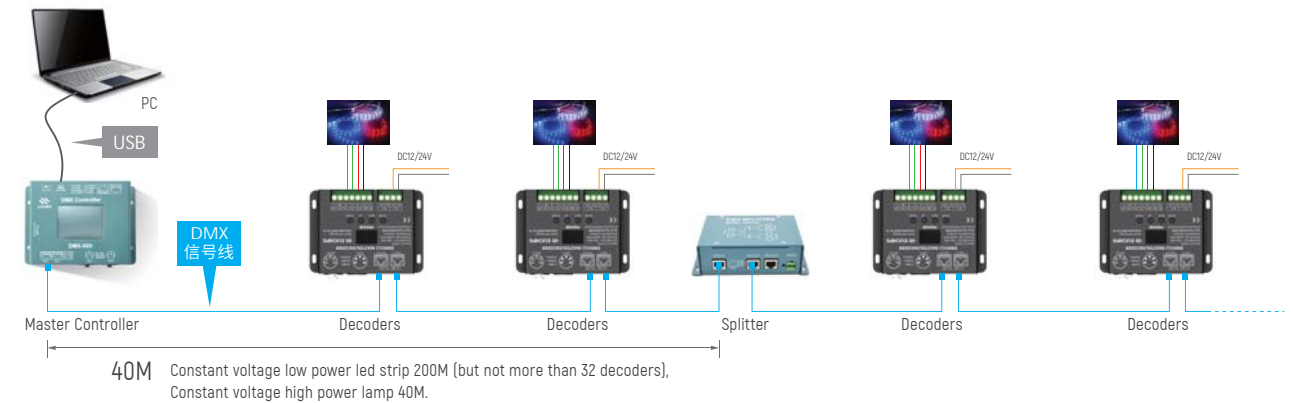
OLED Screen

OLED screen and four buttons, make the operation more intuitive and more convenient

Can be used as a master

Master mode and sub-control mode can be switched Can be used to dim single color/CCT/RGB/RGBW/ RGBWY

DMX solution



DMX Constant Voltage Decoders

Description

PWM constant voltage output, working with DMX control system and mainly used to control kinds of single color or RGB LED strips and constant voltage light sources. Green terminals, RJ45 and XLR interface are optional. Need 12-24VDC external power supply.






Features

- Meets DMX512/1990
- 256-level brightness, full-color control
- Works with control system, can express perfect effect
- Can drive 1-4 channel of each lamp
- Can set the DMX address freely
- With anti-interference performance, over-heat and over-current protection, self-recovery function

Advantages

- PWM digital dimming, not changing the color rendering index.
- No minimum loading required.



Item No.	Product pictures	Input Voltage (VDC)	Output Current Channel	Output Power (W)	Address Setting	DMX Interface	G.W. g	Size(L*W*H) mm
DIM101M-DIN	1	12-24	5A*3	180-360	DIP Switch	Connector	90	112*35*67
PX24500	2	12-24	5A*3	180-360	Button	RJ45	263	177*41.5*33.5
PX24500D	3	12-24	5A*4	240-480	Button	Connector	165	168*51*22
PX24504	5	12-24	5A*4	240-480	DIP Switch	Connector	150	120*42*23
PX24505	4	12-24	6A*4	288-576	DIP Switch	RJ45/XLR-3	344	125*54*41
PX24506	6	12-24	3A*3	108-216	DIP Switch	Connector	110	86*51*18
PX0405A	 7	12-48	4A*4	192-768	DIP Switch	Connector/RJ45	240	140*50*26
PX0406	 7	12-24	6A*4	288-576	DIP Switch	Connector/RJ45	240	140*50*26
PX0208	 7	12-24	8A*2	192-384	DIP Switch	Connector/RJ45	240	140*50*26
PX0408	 7	12-24	8A*4	384-768	DIP Switch	Connector/RJ45	240	140*50*26
PX0408A	 7	12-48	3A*4	144-576	DIP Switch	Connector/RJ45	240	140*50*26
PX0508-OLED	8	12-24	8A*5	480-960	DIP Switch	RJ45/XLR-5	365	125*93*36
PX1205-OLED	9	12-24	5A*12	720-1440	Button	Connector/RJ45/XLR-5	432	164*93*36
PX2405-OLED	10	12-24	5A*24	1440-2880	Button	Connector/RJ45/XLR-5	819	290*93*36
PX3204-OLED	11	12-24	4A*32	1536-3072	Button	Connector/RJ45/XLR-5	846	302*93*36

DMX Constant Current Decoders

Description


PWM constant current output, working with DMX control system and mainly used for kinds of LED down lamps, tracklamps, ceiling lamps and constant current light sources. 12-48VDC input. Setting output currents and other parameters by Nixie tubes and DIP switches.


Features

- Multiple output currents are optional
- Can set DMX address freely
- Modular, can be combined with LED lamps flexible
- Over-heat protection, output short circuit protection
- Constant Current Decoders

Advantages

- PWM digital dimming, not changing the color rendering index.
- Loading range 10 -100%.



Item No.	Product pictures	Input Voltage VDC	Output Current Channel	Output Voltage Range	Address Setting	DMX Interface	G.W. g	Size(L*W*H) mm
PX706-350	1	12-48	350mA*4	3-42	Button	Connector	165	168*51*24.5
PX706-1050	1	12-48	1050mA*4	3-42	Button	Connector	185	168*51*24.5
PX707	2	12-48	200-1600mA*4	1-42	Button	Connector	350	135*69*36
PX708	3	12-48	350/500/700mA*4	1-42	Button	Connector	90	112*35*67
PX709	 2	12-50	100-900mA*4	1-42	Button	Connector	230	116*54*35
PX805	4	12-50	150-900mA*5	1-42	Button	Connector	235	116*54*35

DMX Constant Voltage Drivers

Description

PWM constant voltage output, working with DMX control system and mainly used to kinds of single color or RGB LED strips and constant voltage light sources. 100-240AC input, external power supplies are not needed.

Features

- Works with control system, with perfect effect
- Can set the DMX address freely
- Uses touchable color ring remote control, easy to operate
- With anti-interference performance, over-heat and over-current protection, self-recovery function

Advantages

- High voltage power supply without external power supply
- Accurate dimming color



Item No.	Product pictures	Input Voltage (VAC)	Output Current Channel	Output Voltage (V)	Output Power (W)	Protocol	G.W. g	Size(L*W*H) mm
LCP75M-2W24V		120-277	3.125A*2	24	75	DMX512(1990)	340	295*40*32
LCP150M-2W24V		120-277	6.25A*2	24	150	DMX512(1990)	730	360*40*32
EUP135M-3W12V-0		100-240	3.75A*3	12	135	DMX512(1990)	610	196*75*40
EUP150M-3W24V-0		100-240	2.08A*3	24	150	DMX512(1990)	610	196*75*40

DMX Constant Current Drivers



Item No.	Product No.	Product pictures	Input Voltage (VAC)	Output Current Channel	Output Voltage Range (V)	G.W. g	Size(L*W*H) mm
EUP20M-2HMC	101100050201		220-240	350/400/450/500/550/600/650/700mA*2	20	120	150*43*29
EUP20M-1HMC-0	101100001101		200-240	350/500/700mA*1	20	120	150*43*29
EUP50M-1WMC-0	101100032101		100-240	500/700/1050/1200mA*1	50	220	137*82*31

Signal Splitter

Description

DMX splitter is mainly used for amplifying the DMX512 digital lighting control signal , also it can make the signal isolation to guarantee the reliability of the whole control system. When the distance between DMX master and first decoder /driver is more than 40m, quantity of DMX decoders/drivers is over 32 pieces, distance between decoders/drivers more than 40m, DMX splitter is needed.

Feature

- Integrate signal isolation and relay functions
- Input and output signal are electrically isolated from each other, which can easily avoid the damage of electrical equipment
- Interface : RS-485

Advantages

- Accurate dimming color
- Electrical isolation
- Stable signal transmission



Item No.	Product pictures	Input Voltage VDC	Transmission	Input Channel	Isolated Output	G.W. g	Size(L*W*H) mm
DMX102		12-24	DMX	1	non-isolated	693	151*90*40
DMX103		12-24	DMX	1	Isolated	220	123*59*23.5
DMX104		90-240	DMX	1	4 Isolated +1 non-isolated	1450	483*255*45
DMX108		90-240	DMX	1	8 Isolated +1 non-isolated	2900	483*255*45

RDM Stand Alone Controller

Description

Complies with RDM international standard protocol and be matched with software to scan RDM devices. Deploy initial address and read the parameters of devices. The software can edit the lighting changing effects, set the scenes and other advanced functions.

Features

- Meets RDM(2009) protocol , compatible with DMX 512 (1990)
- LCD screen displays the current state
- Buttons support long-press, short-press and anti-share operations
- 256 levels of grey, totally 16.77 million colors, really full color
- Built-in 30 kinds of fixed modes, leave 5 kinds of custom modes for users to edit
- Automatic parameter memory

Advantages

- Reserve a 3-wire input terminal, can communicate with the glass panel to do customize control.
- Modify the address online, standard DMX bi-directional communication.
- Built-in 30 kinds of fixed modes, leave 5 kinds of customized modes for usersto edit.



Item No.	Input Voltage VDC	Protocol	DMX Channels	Operation Mode	Connection	Software	G.W. g	Size(L*W*H) mm
RDM100	5	RDM(2009) DMX512(1900)	512	PC+Stand Alone	USB	RDM Master	710	154*105*49

E Series Touch Panel Controllers

Description

Meets with DMX512 (1990) international standard protocol, with fashionable glass panel, ergonomic concave touch ring, Up to 16 channels to control the RGB lights and with 4 customized scenes, can meet most customer's requests.

Features

- Meets DMX512 (1990) international standard protocol
- High precise touch sensitive keys and dimming ring
- Power cut memory function

Advantages

- RGBW4 Channels Dimming
- Built-in 32 color modes



Item No.	Product pictures	Input Voltage VDC	Protocol	DMX Channel	Area	Scene	Dimmer	G.W.(L*W*H) g	Size(L*W*H) mm
DMX-E03	4	5	DMX512/1990	16	4	16	RGBW Adjust	200	146*106*11
DMX-E05	1	12	DMX512/1990	4	4	/	Brightness Adjust	110	86*86*10
DMX-E06	2	12	DMX512/1990	8	4	/	Color Temp. Adjust	110	86*86*10
DMX-E07	3	12	DMX512/1990	16	4	16	RGBW Adjust	110	86*86*10
DMX-E01L	5	5	DMX512/1990	4	4	16	Brightness Adjust	200	146*106*11
DMX-E02L	6	5	DMX512/1990	8	4	16	Color Temp. Adjust	200	146*106*11

Touch Panel Controllers

Description

With a stylish glass panel that can be installed on any walls easily. Supports stand alone mode, up to 512 * 2-channel, can adjust scenes, speed or brightness based on the user's real-time applications, Support PC software pre-effect editing.

Features

- Use tempered glass material, stylish appearance
- Sensitive keys, lively LCD screen
- USB or Ethernet connection, programmable by PC software
- 4 external dry contacts can trigger 15 scenes
- Wall mounted

Advantages

- Using ultra-high hardness tempered glass panels
- Support play text, pictures, and animation effects.
- 512*3 DMX channels in online mode.
- Support automatic timing playback at any time.
- Supports multiple device cascade, achieve synchronous control.



Item No.	Product pictures	Input Voltage VDC	Protocol	DMX Channels	Operation Mode	Connection	Software	G.W. g	Size(L*W*H) mm
DMX-P08	1	12	DMX512(1990)	1024	PC+Stand Alone	USB+ETHERNET	Euchips X-DMX	510	146*106*11
DMX-P09	2	9-12	DMX512(1990)	1024	PC+Stand Alone	USB+ETHERNET	Euchips X-DMX	419	146*106*11
DMX-P11	3	5-12	DMX512(1990)	512	PC+Stand Alone	USB	Euchips X-DMX	408	146*106*11

Signal Converter

Description

PX series adopt the advanced micro-computer control technology, it converts the DMX-512/1990 standard digital signal adopted widely in international to 0-10V/1-10V signal. 4 Channels output, output driver 50 mA per channel. It can be used to control 0-10V/1-10V dimmer. It is mainly used for signal convert between DMX Master and 0-10V/1-10V Dimmer.

Description

Euchips signal converter can transfer them to same signal.

Features

- Meet DMX512(1990) Protocol
- Support SPI chip WS2811B, WS2811F, WS2812, LPD6803, MBI6020, UCS2903 etc



Item No.	Input Voltage VDC	Output Current Channel	Input Signal	Output Signal	G.W. g	Size(L*W*H) mm
PX24608	24	50mA*4	DMX512	0-10V/1-10V analog signal	243	177*41.5*33.5



Item No.	Input Voltage VDC	Input Signal	Output Signal	G.W. g	Size(L*W*H) mm
PX24601	12-24	DMX512	SPI	105	167*51*24.5

X Series Master Controllers

Description

DMX-X02 is a full-color LED DMX control system which focuses on indoor and outdoor decorative lighting, which can be used stand alone or with computer. It comprises scene-edit software. You can edit various lighting effects by downloading the programme which edit according to your special requirement from your PC. This control system can fulfill 256 grey levels for each R,G,B color, totally 16.77 million real full-color. The software has been developed specially for architectural lighting and features easy to use effects which can be dropped onto timelines, along with multi-zone and synchronization allowing you to program a project with multiple rooms and areas with ease



Features

- Meets DMX512/1990
- 512 DMX Channels PC or Stand Alone
- USB 2.0 connection program by software
- Various Output Interface, XLR-3 / RJ45 / Green terminal
- SD card of internal memory
- Default scene triggering when power up
- Stand Alone Memory capacity: 5000 steps to 100 steps
- Compatible with any DMX fixture and DMX LED driver
- Euchips X-DMX software compatible

Item No.	Input Voltage	Protocol VDC	DMX Channels	Operation Mode	Connection	Software	G.W. g	Size(L*W*H) mm	Cert
DMX-X02	5	DMX512(1990)	512	Stand Alone	XLR3, RJ45, Green Terminal	Euchips X-DMX	285	140*70*36	

Description

DMX-X03 is a full-color LED DMX control system which focuses on indoor and outdoor decorative lighting, which can be used stand alone or with computer. It comprises scene-edit software. You can edit various lighting effects by downloading the programme which edit according to your special requirement from your PC. This control system can fulfill 256 grey levels for each R,G,B color, totally 16.77 million real full-color. The software has been developed specially for architectural lighting and features easy to use effects which can be dropped onto timelines, along with multi-zone and synchronization allowing you to program a project with multiple rooms and areas with ease



Features

- Meets DMX512/1990
- 1024 DMX Channels. Control 340 RGB Fixtures
- Real time clock and calendar for time triggers
- USB & Ethernet connectivity for programming and control
- Various Output Interface, XLR-3 / RJ45
- Micro SD card for stand alone use
- 4 external dry contacts can trigger 15 scenes
- Network communication
- Master/Slave mode to interconnect 64 interfaces (Stand Alone)
- Touch screen operation

Item No.	Input Voltage	Protocol VDC	DMX Channels	Operation Mode	Connection	Software	G.W. g	Size(L*W*H) mm	Cert
DMX-X03	5	DMX512 (1990)	1024	Stand Alone	XLR3, RJ45	Euchips X-DMX	378	130*93*39	

Relay Switch Controller

Features

- Meets DMX512(1990)/RDM and DALI IEC62386 protocol
- Feed-through power circuit design
- Output relay controlled 8 channel, max current of each channel is 20A
- Standard 35 mm din rail, convenient installation
- There is an emergency button for each channel to switch on or off the channel



Item No.	Input Voltage (VAC)	Input control signal	Max output current	G.W. (g)	Size(L*W*H) (mm)
EUR0820-DDL	100-240VAC	DMX512(1990)/RDM , DALI IEC62386 , EU-BUS	20A*8Channel	1050g	222.5*93.4*63.2mm(L*W*H), standard 35mm din rail

Features

- Meets DMX512(1990)/RDM, DALI IEC62386 protocol and EU-BUS protocol developed by EUCHIPS
- Output 12 channel relay switch signal
- Built-in LCD, the user can operate more conveniently
- Set fades time of each channel separately, range of 0.1-60.9s
- Standard 35 mm din rail, convenient installation
- Relay switch channel can be turned on or off manually
- Can save up to 8 events
- Suitable for intelligent lighting control - Home Furnishing, office buildings, schools, stadiums, outdoor architecture etc.



Item No.	Input Voltage (VAC)	Input control signal	Max output current	G.W. (g)	Size(L*W*H) (mm)
EUR1220-DDL	100-240VAC	DMX512(1990)/RDM , DALI IEC62386, EU-BUS	20A*12Channel	1100g	295.5*93.4*63.2mm(L*W*H), standard 35mm din rail

DMX & Phase Cut Dimming Controller

DMX & 0-10V Dimming Controller

Features

- Meets DMX512(1990)/RDM and DALI IEC62386 protocol
- Output phase cut dimming signal and their synchronous DC 0-10V dimming signal
- phase cut dimming controller can work as leading edge (LPC) mode, trailing edge(TPC) mode or switch mode
- Built-in LCD, the user can operate more conveniently
- Set fades time of each channel separately, range of 0.1-10s
- Standard 35 mm din rail, convenient installation
- Each circuit is equipped with emergency switch that control full brightness (100%) output function
- Fire strong power starting



Item No.	Input voltage (VAC)	Input control signal	Maximum output current of phase cut	Maximum output signal current	Maximum inrush current limit per channel	G.W. (g)	Size(L*W*H) (mm)
EUMA0405-DDL	100-240	DMX512(1990)/RDM , DALI IEC62386 , EU-BUS	5A*4Ch (AC MOSFET, please take 5A*PF as output current limit for each circuit)	20mA*4Ch	100A	975g	222.5*93.4*63.2mm(L*W*H), standard 35mm din rail

Features

- Meets DMX512(1990)/RDM, DALI IEC62386 protocol and EU-BUS protocol developed by EUCHIPS
- Output 4 channel relay switch signal and their synchronous DC 0-10V control signal
- Built-in LCD, the user can operate more conveniently
- Set fades time of each channel separately, range of 0.1-60.9s
- Standard 35 mm din rail, convenient installation
- Relay switch channel can be turned on and off manually
- Can save up to 8 events
- Suitable for intelligent lighting control - Home Furnishing, office buildings, schools, stadiums, outdoor architecture etc.
- Fire strong power starting



Item No.	Input voltage (VAC)	Input control signal	Max output current	G.W. (g)	Size(L*W*H) (mm)
EUR0420	100-240	DMX512(1990)/RDM, DALI, and EU-BUS	20A*4Ch	580g	167*93.4*63.2mm(L*W*H), standard 35mm din rail

Features

- Meets DMX512(1990)/RDM, DALI IEC62386 protocol, and EU-BUS protocol developed by EUCHIPS
- With LCD display and manual button, the user can operate more conveniently
- In the EU-BUS mode, you can remote update firmware through the EU-BUS interface
- Output 8 channel phase cut or switch control, max current of each channel is 2A
- 6.3A fuse delay protection for each 2 outputs
- Output 12VDC, supply for control system
- Set fade time of each channel separately, range of 0.1-10s
- Standard 35 mm din rail, convenient installation
- Can save up to 8 events
- suitable for use with TRIAC dimming driver, incandescent, low voltage, etc.



Item No.	Input voltage (VAC)	Input control signal	Max output current	G.W. (g)	Size(L*W*H) (mm)
EUT0802-DDL	100-240	DMX512(1990)/RDM , DALI IEC62386 , EU-BUS	2A*8Ch	1050g	222.5*93.4*63.2mm(L*W*H), standard 35mm din rail

Universal LED Drivers

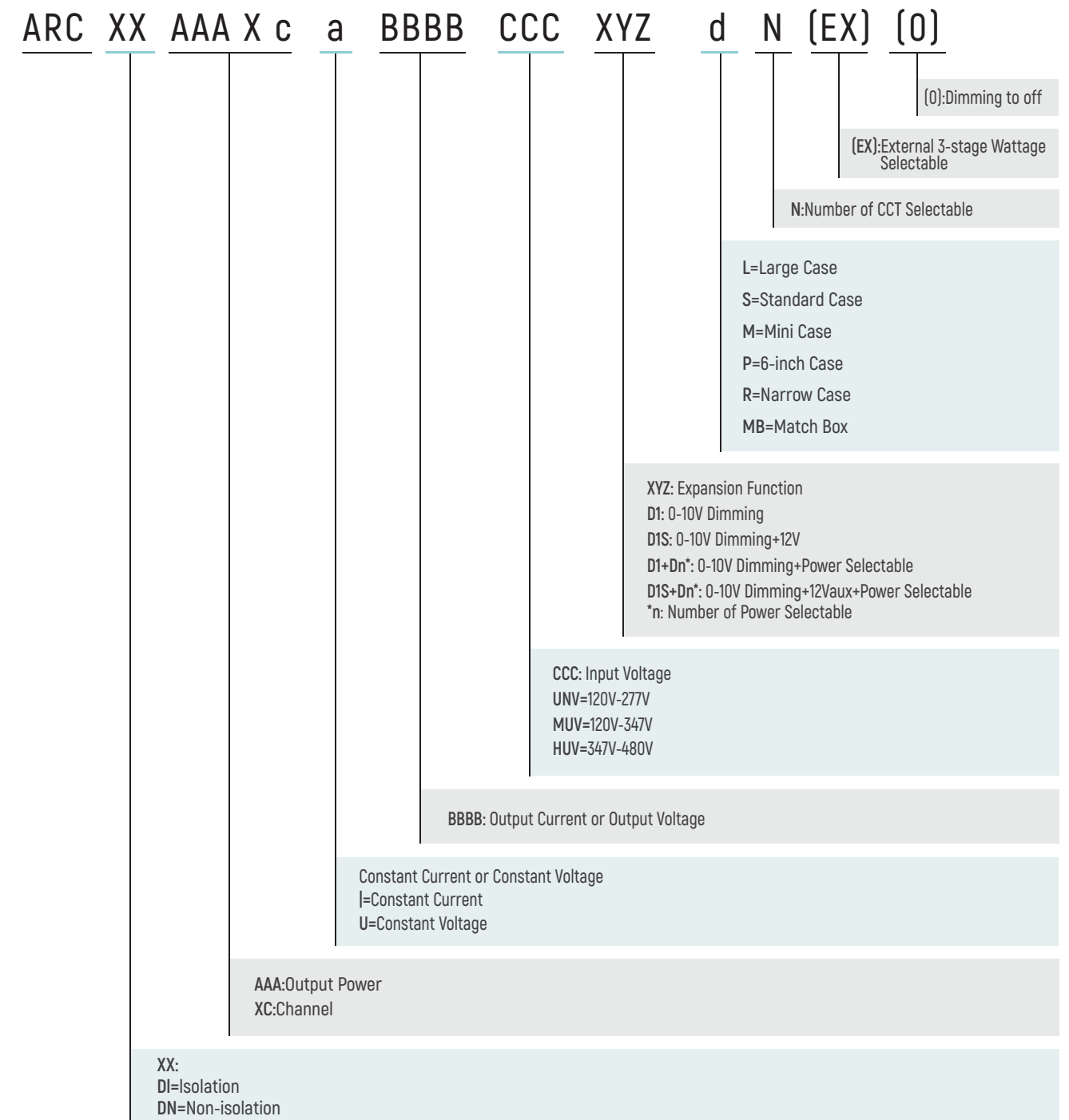
(Mainly for North America)



In order to develop the American market, Euchips is focusing on the development of PUP series, PE constant current driver series, BMP constant voltage driver series. Covering DALI, 0/1-10, SCR three dimming modes, and PE series is non-dimmable drivers. All series pass UL certification test, DALI and 0/1-10V products dimming range is 0.1-100%, the whole dimming range is flicker free. PUP series products are compact in size and suitable for installing in small Spaces.

0-10V Dimming Drivers

ARC Series Model name explanation



ARC 5-23 W MB Series

Features

- Supply Voltage 108-305Vac
- Great Surge Immunity 2k
- 50000Hour Life @ Tc=90°C
- 5Year Warranty@Tc<=90°C
- +/-6% Output Current Accuracy
- 0-10V/DIP/PWM Dimmable
- UL Class P, Class 2
- Safety according to UL8750 & UL 1310
- Ta(max):55°C



Application:
• Indoor lights

Certificate



Model No.	Input Voltage (VAC)	Input Current (A)	PF	Output Voltage (VDC)	MAX Output power (W)	MAX lout(mA)	Eff(Max)	Life at Tc 90°C(h)
ARC-DI-231700-UNV-DI-MB	120-277	0.26(Max)	0.90	24-32	23	700	84%	50000
ARC-XX-AAIBBBB-CCC-XYZ-MB	CCC	0.05-0.26	0.90	24-48	5-23xx	150-700BBBB	84%	50000

Application and Performance Specification Information Subject to Change without Notification

Optional List:

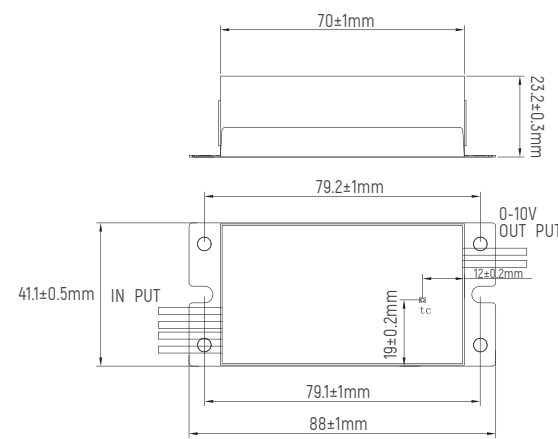
XYZ=	0-10V	DIP	12Vaux	Dim-off	CCC=	120-277V	120-347V	XX=	N	(EX)	Isolation	Non-isolation
N					UNV	✓		DI			✓	
D1	✓			✓	MUV			DN				
D1S												
D1+D3												
D1S+D3												

Physical Parameters

Overall Length(L): 3.4 "±0.1"
 Width(W): 1.6 "±0.1"
 Height(H): 0.9 "±0.1"
 Mounting(L): 3.1 "±0.1"

Standards
 UL8750
 IEC61000-3-2
 FCC Part 15 Class A

Safety
 NO PCB'S
 UL 1310
 Sound Rated: A



ARC DI 15-50 W R Series

Features

- Supply Voltage 108-382Vac
- Great Surge Immunity 2k
- 50000Hour Life @ Tc=90°C
- 5Year Warranty@Tc<=90°C
- +/-6% Output Current Accuracy
- 0-10V/DIP/PWM Dimmable
- UL Class P, Class 2
- Safety according to UL8750 & UL 1310
- Ta(max):55°C



Application:
• Indoor lights

Certificate



Model No.	Input Voltage (VAC)	Input Current (A)	PF	Output Voltage (VDC)	MAX Output power (W)	MAX lout(mA)	Eff(Max)	Life at Tc 90°C(h)
ARC-DI-5011400-UNV-DI-R	120-277	0.60(Max)	0.90	24-35	50	1400	86%	50000
ARC-DI-5011400-UNV-DI+D3-R	120-277	0.60(Max)	0.90	24-35	50	1400	86%	50000
ARC-DI-501300-UNV-DI-R (EX)	120-277	0.60(Max)	0.90	24-35	50	1400	86%	50000
ARC-DI-5011400-UNV-DIS-R	120-277	0.60(Max)	0.90	24-35	50	1400	86%	50000
ARC-DI-5011400-UNV-DIS+D3-R	120-277	0.60(Max)	0.90	24-35	50	1400	86%	50000
ARC-DI-501300-UNV-DIS-R (EX)	120-277	0.60(Max)	0.90	24-35	50	1400	86%	50000
ARC-XX-AAIBBBB-CCC-XYZ-R	CCC	0.18-0.60	0.90	24-50	15-50AA	300-1400BBBB	86%	50000

Application and Performance Specification Information Subject to Change without Notification

Optional List:

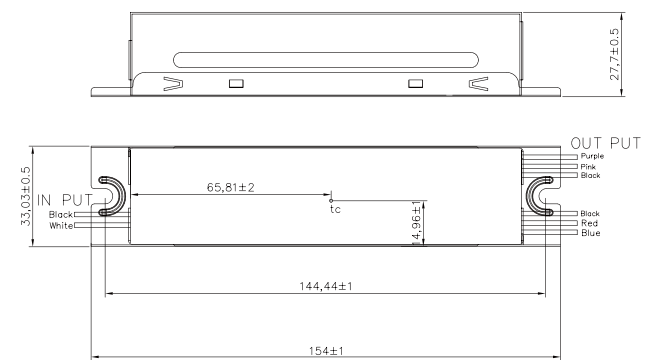
XYZ=	0-10V	DIP	12Vaux	Dim-off	CCC=	120-277V	120-347V	XX=	N	(EX)	Isolation	Non-isolation
N					UNV	✓		DI		✓	✓	
D1	✓			✓	MUV		✓	DN		✓		
D1S	✓		✓	✓						✓		
D1+D3	✓	✓		✓								
D1S+D3												

Physical Parameters

Overall Length(L): 6 "±0.1"
 Width(W): 1.3 "±0.1"
 Height(H): 1.1 "±0.1"
 Mounting(L): 5.7 "±0.1"

Standards
 UL8750
 IEC61000-3-2
 FCC Part 15 Class A

Safety
 NO PCB'S
 UL 1310
 Sound Rated: A



ARC DI 22-60 W P Series

Features

- Supply Voltage 108-382Vac
- Great Surge Immunity 2k
- 50000Hour Life @ Tc=90°C
- 5Year Warranty@Tc<=90°C
- +/-6% Output Current Accuracy
- 0-10V/DIP/PWM Dimmable
- UL Class P, Class 2
- Safety according to UL8750 & UL 1310
- Ta(max):55°C



Application:
· Indoor lights



Model No.	Input Voltage (VAC)	Input Current (A)	PF	Output Voltage (VDC)	MAX Output power (W)	MAX lout(mA)	Eff(Max)	Life at Tc 90°C(h)
ARC-DI-60I1800-UNV-DI-P	120-277	0.76(Max)	0.90	24-33	60	1800	86%	50000
ARC-DI-60I420-UNV-DI-P(EX)	120-277	0.76(Max)	0.90	24-33	60	1800	86%	50000
ARC-DI-60I1800-UNV-DI+D3-P	120-277	0.76(Max)	0.90	24-33	60	1800	86%	50000
ARC-DI-60I1800-UNV-DI+D3-P3	120-277	0.76(Max)	0.90	24-33	60	1800	86%	50000
ARC-DI-60I1800-UNV-DIS-P	120-277	0.76(Max)	0.90	24-33	60	1800	86%	50000
ARC-DI-60I420-UNV-DIS-P(EX)	120-277	0.76(Max)	0.90	24-33	60	1800	86%	50000
ARC-DI-60I1800-UNV-DIS+D3-P	120-277	0.76(Max)	0.90	24-33	60	1800	86%	50000
ARC-DI-60I1800-UNV-DIS+D3-P3	120-277	0.76(Max)	0.90	24-33	60	1800	86%	50000
ARC-XX-AAIBBBB-CCC-XYZ-P	CCC	0.24-0.76	0.90	24-50	22-60AA	420-1800BBBB	86%	50000

Application and Performance Specification Information Subject to Change without Notification

Optional List:

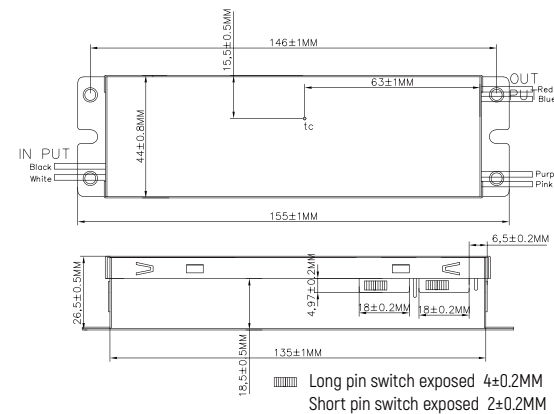
XYZ=	0-10V	DIP	12Vaux	Dim-off	CCC=	120-277V	120-347V	XX=	N	(EX)	Isolation	Non-isolation
N					UNV	✓		DI	✓	✓	✓	
D1	✓			✓	MUV		✓	DN	✓	✓		
D1S	✓		✓	✓					✓	✓		
D1+D3	✓	✓		✓					✓			
D1S+D3	✓	✓	✓	✓					✓			

Physical Parameters

Overall Length(L): 6.1 "±0.1"
Width(W): 1.8 "±0.1"
Height(H): 1.1 "±0.1"
Mounting(L): 5.7 "±0.1"

Standards
UL8750
IEC61000-3-2
FCC Part 15 Class A

Safety
NO PCB'S
UL 1310
Sound Rated: A



ARC DI 60-80 W M Series

Features

- Supply Voltage 108-382Vac
- Great Surge Immunity 2k
- 50000Hour Life @ Tc=90°C
- 5Year Warranty@Tc<=90°C
- +/-6% Output Current Accuracy
- 0-10V/DIP/PWM Dimmable
- UL Class P, Class 2
- Safety according to UL8750 & UL 1310
- Ta(max):55°C



Application:
· Indoor lights



Model No.	Input Voltage (VAC)	Input Current (A)	PF	Output Voltage (VDC)	MAX Output power (W)	MAX lout(mA)	Eff(Max)	Life at Tc 90°C(h)
ARC-DI-80I2100-UNV-DI M	120-277	0.90(Max)	0.90	24-38	80	2100	86%	50000
ARC-DI-80I1200-UNV-DI-M(EX)	120-277	0.90(Max)	0.90	24-38	80	2100	86%	50000
ARC-DI-80I2100-UNV-DI+D3-M	120-277	0.90(Max)	0.90	24-38	80	2100	86%	50000
ARC-DI-80I2100-UNV-DIS-M	120-277	0.90(Max)	0.90	24-38	80	2100	86%	50000
ARC-DI-80I1200UNV-DIS-M(EX)	120-277	0.90(Max)	0.90	24-38	80	2100	86%	50000
ARC-DI-80I2100-UNV-DIS+D3-M	120-277	0.90(Max)	0.90	24-38	80	2100	86%	50000
ARC-XX-AAIBBBB-CCC-XYZ-M	CCC	0.22-0.90	0.90	24-50	60-80AA	1200-2100 BBBB	86%	50000

Application and Performance Specification Information Subject to Change without Notification

Optional List:

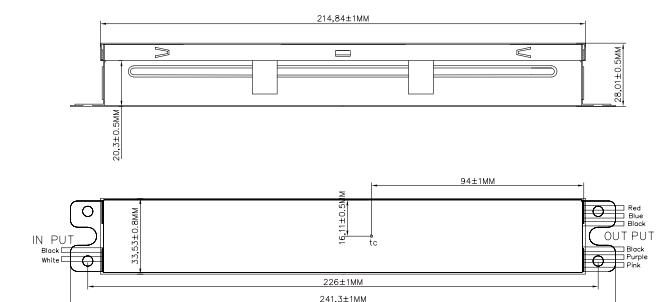
XYZ=	0-10V	DIP	12Vaux	Dim-off	CCC=	120-277V	120-347V	XX=	N	(EX)	Isolation	Non-isolation
N					UNV	✓		DI		✓	✓	
D1	✓			✓	MUV		✓	DN		✓		
D1S	✓		✓	✓						✓		
D1+D3	✓	✓		✓								
D1S+D3	✓	✓	✓	✓								

Physical Parameters

Overall Length(L): 9.5 "±0.1"
Width(W): 1.3 "±0.1"
Height(H): 1.1 "±0.1"
Mounting(L): 8.9 "±0.1"

Standards
UL8750
IEC61000-3-2
FCC Part 15 Class A

Safety
NO PCB'S
UL 1310
Sound Rated: A



ARC DI 60-96 W S Series

Features

- Supply Voltage 108-382Vac
- Great Surge Immunity 2k
- 50000Hour Life @ Tc=90°C
- 5Year Warranty@Tc<=90°C
- +/-6% Output Current Accuracy
- 0-10V/DIP/PWM Dimmable
- UL Class P, Class 2
- Safety according to UL8750 & UL 1310
- Ta(max):55°C



Application:
• Indoor lights

Certificate



Model No.	Input Voltage (VAC)	Input Current (A)	PF	Output Voltage (VDC)	MAX Output power (W)	MAX Iout(mA)	Eff(Max)	Life at Tc 90°C(h)
ARC-DI-96I3000-UNV-DI-S	120-277	1.10(Max)	0.90	24-32	96	3000	88%	50000
ARC-DI-96I1200-UNV-DI-S(EX)	120-277	1.10(Max)	0.90	24-32	96	3000	88%	50000
ARC-DI-96I3000-UNV-DI+D3-S	120-277	1.10(Max)	0.90	24-32	96	3000	88%	50000
ARC-DI-96I3000-UNV-DIS-S	120-277	1.10(Max)	0.90	24-32	96	3000	88%	50000
ARC-DI-96I1200-UNV-DIS-S(EX)	120-277	1.10(Max)	0.90	24-32	96	3000	88%	50000
ARC-DI-96I3000-UNV-DIS+D3-S	120-277	1.10(Max)	0.90	24-32	96	3000	88%	50000
ARC-XX-AAIBBBB-CCC-XYZ-S	CCC	0.22-1.10	0.90	24-50	60-96AA	1200-3000 BBBB	88%	50000

Application and Performance Specification Information Subject to Change without Notification

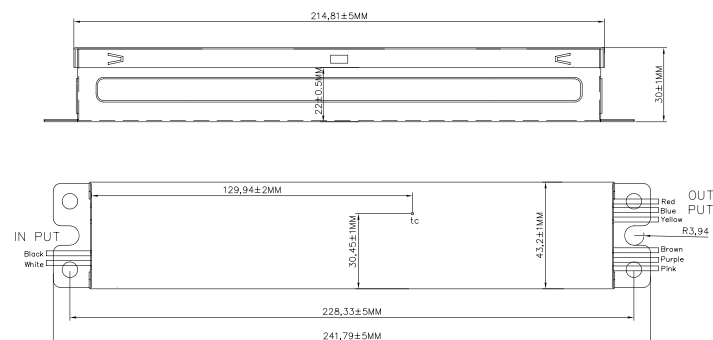
Optional List:

XYZ=	0-10V	DIP	12Vaux	Dim-off	CCC=	120-277V	120-347V	XX=	N	(EX)	Isolation	Non-isolation
N					UNV	✓		DI		✓	✓	
D1	✓			✓	MUV		✓	DN		✓		
D1S	✓		✓	✓						✓		
D1+D3	✓	✓		✓								
D1S+D3	✓	✓	✓	✓								

Physical Parameters

- Overall Length(L): 9.5 "±0.1"
- Width(W): 1.7 "±0.1"
- Height(H): 1.2 "±0.1"
- Mounting(L): 9.0 "±0.1"

- Standards
UL8750
IEC61000-3-2
FCC Part 15 Class A
- Safety
NO PCB'S
UL 1310
Sound Rated: A



ARC DI 60-96 Wx2 L Series

Features

- Supply Voltage 108-305Vac
- Great Surge Immunity 2k
- 50000Hour Life @ Tc=90°C
- 5Year Warranty@Tc<=90°C
- +/-6% Output Current Accuracy
- 0-10V/DIP/PWM Dimmable
- UL Class P, Class 2
- Safety according to UL8750 & UL 1310
- Ta(max):55°C



Certificate



Application:

- Indoor lights

Model No.	Input Voltage (VAC)	Input Current (A)	PF	Output Voltage (VDC)	MAX Output power (W)	MAX Iout(mA)	Eff(Max)	Life at Tc 90°C(h)
ARC DI 96X2-I3000 UNV DI L	120-277	2.20(Max)	0.90	24-32	96x2	3000	88%	50000
ARC XX AAx2-BBBB CCC XYZ L	CCC	0.44-2.20	0.90	24-50	(27-96)x2 AAx2	(1200-3000)x2 AAx2	88%	50000

Application and Performance Specification Information Subject to Change without Notification

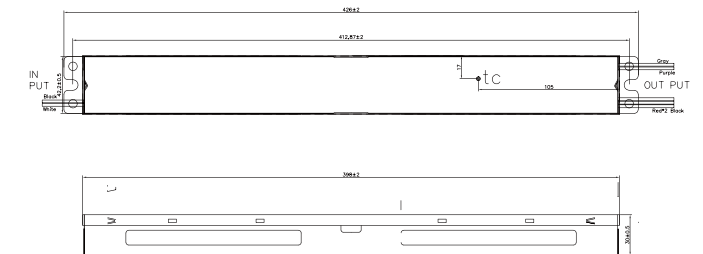
Optional List:

XYZ=	0-10V	DIP	12Vaux	Dim-off	CCC=	120-277V	120-347V	XX=	N	(EX)	Isolation	Non-isolation
N					UNV	✓		DI		✓	✓	
D1	✓			✓	MUV		✓	DN		✓		
D1S	✓		✓	✓						✓		
D1+D3	✓	✓		✓								
D1S+D3	✓	✓	✓	✓								

Physical Parameters

- Overall Length(L): 16.8 "±0.1"
- Width(W): 1.7 "±0.1"
- Height(H): 1.2 "±0.1"
- Mounting(L): 16.2 "±0.1"

- Standards
UL8750
IEC61000-3-2
FCC Part 15 Class A
- Safety
NO PCB'S
UL 1310
Sound Rated: A



ARC EM 0525 UNV P2

Product description

- Suit for 8W to 100W lamp with external led driver.
- Used with LiCoMnNiO2 battery.
- 18-50VDC output.
- LED emergency converter that can transfer standard LED
- fitting into emergency LED fitting.
- Accessary test switch and charge indicator.

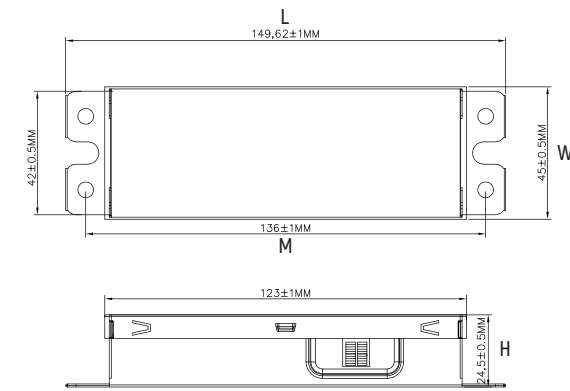


Technical data

Item	Data	Markings
Rated input voltage	120-277VAC,50/60Hz	CE
Input current	100mA max	
Input power	10W max	RoHS 2022/95/EC
Power factor	0.6@277VAC	
Output wire L-out N-out (LED load input)	AC 3A Max	SELV
Output voltage range	DC18-50V max	
Output voltage(emergency mode)	5W&10W&16W&25W,constant power	Recycling symbol
Battery pack voltage/capacity	LiCoMnNiO2 11.1V 2000mAh,22.2Wh	
Battery pack voltage/capacity	LiCoMnNiO2 11.1V 4000mAh,22.2Wh	UL US LISTED LED DRIVER E490914
Battery pack voltage/capacity	LiCoMnNiO2 11.1V 6000mAh,22.2Wh	
Recharge current	0-450mA	
Recharge time	24hours	
Discharge time	90 minutes	
Max.casing temperature tc	70°C	
Ambient operating temperature ta	0-50°C	
Design life	50000 hours	
RFVEMI	FCC	

MECHANICAL DATA

Wire	Length(inches)
H	0.96
W	1.77
L	5.87
M	5.35



Model No.	Input voltage	Output voltage/power (Emergency model)	Battery pack	Duration (E.M mode)
ARC-EM-0525-UNV-P2/05	100-277Vac 50-60Hz	18-50V 5W	LiCoMnNiO2 11.1V,2Ah,22.2Wh	90minutes
ARC-EM-0525-UNV-P2/10	100-277Vac 50-60Hz	18-50V 10W	LiCoMnNiO2 11.1V,2Ah,22.2Wh	90minutes
ARC-EM-0525-UNV-P2/16	100-277Vac 50-60Hz	18-50V 16W	LiCoMnNiO2 11.1V,4Ah,44.4Wh	90minutes
ARC-EM-0525-UNV-P2/16	100-277Vac 50-60Hz	18-50V 25W	LiCoMnNiO2 11.1V,6Ah,66.6Wh	90minutes

Application and Performance Specification Information Subject to Change without Notification

SWITCH CHART

Switch		Switch		Power
1	2	1	2	
		OFF	OFF	5W
		OFF	ON	10W
		ON	OFF	16W
		ON	ON	25W

0-10V Constant Current LED Drivers - PUP Series

Features

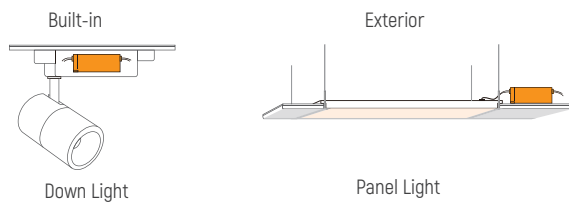
- Single channel output, switchable output current level
- Supporting 0-10V dimming way, active/passive
- Having active PFC function built-in
- Can be used as normal drivers when signal suspending

Advantages

- 3-in-1 dimming
- With MCU built-in, customized Logarithm or Linear dimming curve
- Secondary-level structure, less than 3% low-frequency ripple output
- With security isolation function, having higher security level
- LED start from 0.1%, dimming range from 0.1-100%
- 10%-100% on-load range



Item No.	Product No.	Product pictures	Input Voltage VAC	Output Current (A) *Channel	Output Voltage (VDC)	Output power (W)	Dim Mode V	G.W. g	Size(L*W*H) mm
PUP10A-1WMC-350	103100590101	1	120-277	120/150/180/210/260/270/320/350mA*1	9-42	10	0-10V	120	75*35*26.5
PUP10A-1WMC-700	103100600101	1	120-277	350/400/450/500/550/600/650/700mA*1	2-21	10	0-10V	120	75*35*26.5
PUP20A-1WMC	103100580101	2	120-277	350/400/450/500/550/600/650/700mA*1	9-45	20	0-10V	200	88*43*26.5
PUP40A-1WMC-850	103100610101	3	120-277	500/550/600/650/700/750/800/850mA*1	9-48	40	0-10V	260	121*44*26.5
PUP40A-1WMC-1200	103100620101	3	120-277	850/900/950/1000/1050/1100/1150/1200mA*1	9-42	40	0-10V	260	121*44*26.5



Optional Metal box fittings



0-10V Constant Voltage LED Drivers - MUP Series



Certificate



Item No.	Product No.	Input Voltage VAC	Output Current (A) *Channel	Output Voltage (VDC)	Output power (W)	Dim Mode	G.W. g	Size(L*W*H) mm
MUP60A-1W12V	103200370101	120-277	5A*1	12	60	0-10V	700	242*44*30
MUP60A-1W24V	103200380101	120-277	2.5A*1	24	60	0-10V	700	242*44*30
MUP96A-1W12V	103200360101	120-277	8A*1	12	96	0-10V	700	242*44*30
MUP96A-1W24V	103200310101	120-277	4A*1	24	96	0-10V	700	242*44*30

0-10V&Triac/ELV Constant Current Dimmable Drivers - CUP Series

Features

- Input Voltage : 120-277Vac
- Constant current output mode
- 0-10 Integrated dimming with TRAIAC
- The current can be adjusted by dip switch



Certificate



Item No.	Product No.	Input Voltage (VAC)	Output Current (A) *Channel	Output Voltage (VDC)	Output Power (W)	Dim Mode	G.W. g	Size(L*W*H) mm
CUP17AT-1WMC	104100540101	120-277	250/300/350/400mA 1	30-42	17	0-10&Triac/ELV	TBD	87*48*29
CUP19AT-1WMC	104100570101	120-277	350/350/400/450mA 1	30-42	19	0-10&Triac/ELV	TBD	87*48*29
CUP25AT-1WMC	104100560101	120-277	450/500/550/600mA 1	30-42	25	0-10&Triac/ELV	TBD	87*48*29
CUP34AT-1WMC	104100520101	120-277	650/700/750/800mA 1	30-42	34	0-10&Triac/ELV	TBD	87*48*29
CUP38AT-1WMC	104100550101	120-277	750/800/850/900mA 1	30-42	38	0-10&Triac/ELV	TBD	87*48*29
CUP40AT-1WMC	104100510101	120-277	850/900/950/1000mA 1	30-42	40	0-10&Triac/ELV	TBD	87*48*29

0-10V Constant Current Tunable White Drivers - EULP Series



Features

- 2 channel output, output current level selectable by DIP S.W.
- Wide input voltage of 120VAC-277VAC
- Meeting UL class2 standard
- High efficiency up to 85%
- Built-in active PFC function
- Logarithmic dimming, dimming effect smooth, no flicker
- Protections: No load, short circuit
- Suitable for indoor LED lighting application, vapor light, and so on

Certificate



Item No.	Product No.	Input Voltage (VAC)	Output Current (A) *Channel	Output Voltage (VDC)	Output Power (W)	Dim Mode	G.W. g	Size(L*W*H) mm
EULP40A-2WMC	103100870101	120-277	415/620/830mA*2	30-50	40	0-10V	256	280*30*23
EULP80A-2WMC	103100860101	120-277	830/1250/1660mA*2	30-50	80	0-10V	348	360*30*23

0-10V Dimmable Controller

Features

- Dual output zones can run independent lighting schedules; Maximum load for each channel is 1200 watts (at 120V) / 10 Amperes.
- 3 Programs- Master, Manual and Slave mode for quick and easy programming
 - Master mode with programmable auto lighting control
 - Manual Mode with Keypad control Slave mode with 0-10V DC analog voltage control
- Supports memory function
- Supports ISP function and Comply with EU-BUS protocol
- Integrated 1.3" OLED Display
- Fully integrated digital control system for precise and consistent dimming
- 4KV Surge Protection, Over Voltage Protection, Short Circuit Protection
- Replaceable output Fuses
- MOSFET Control



Model No.	Input Voltage (VAC)	Output Current (A)	Output Power (W)	Channel	Dim Mode	Size(L*W*H) (inch)(mm)
EUM0210	120/220	20A 10A max per zone / Channel	2400W (1200W max per zone /Channel)	2	0-10V	9.4"x 8.3"x 2.3" (239x210x58)

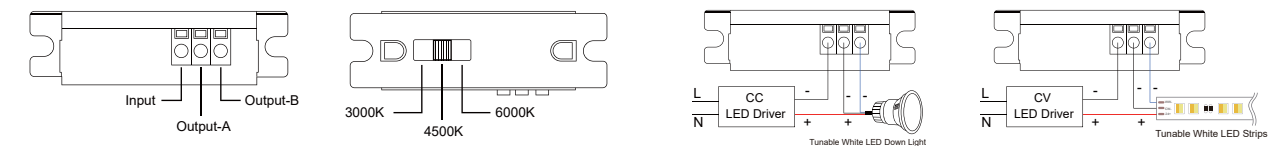
Current Distributor

3rd gear Current Distributor



Model No.	Switch	Output-A	Output-B
HUP-CCT DIMMER-3	Left	100%	0%
	Middle	50%	50%
	Right	0%	100%

Wiring

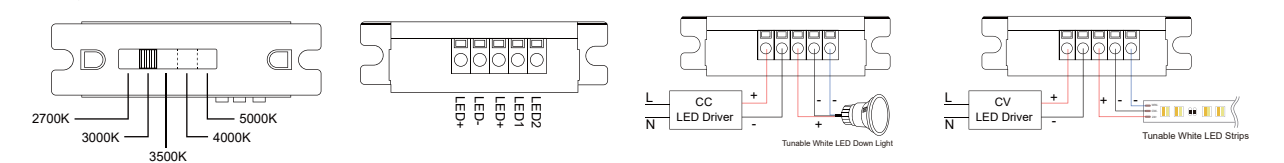


5rd gear Current Distributor



Model No.	Switch	LED1	LED2
HUP-CCT DIMMER-5	1	0%	100%
	2	25%	75%
	3	50%	50%
	4	75%	25%
	5	100%	0%

Wiring



0-10V & DALI Constant Voltage Dimmable Drivers - MUP Series



Features

- Meet DALI protocol IEC 62386
- High input voltage of 120VAC ~ 277VAC
- Dimming effect smooth, no flicker
- Over load protection; over current protection; short circuit protection
- IP20, suitable for indoor LED lighting application

Application



LED Strip Light

Item No.	Input Voltage (VAC)	Output Current (A) *Channel	Output Voltage (VDC)	Output Power (W)	Dim Mode	G.W. g	Size(L*W*H) mm
MUP288AD-3W24V-B	120-277	4A per channel, 3CH	24V	96W per Channel, 3 Channel, In all 288W	0-10V & DALI	1450	262*104*46

0-10V, Triac Dimmer



Item No.	Input Voltage (VAC)	Dim Mode	Single-Gang Rating	Double-Gang Rating	Triple-Gang Rating	Size(L*W*H) (inch)(mm)
DCD-LED3-2	120VAC	Triac	600W	500W, 500W	400W, 400W, 400W	4.13**2.12**1.65* (105*54*42)
DMD-LED3-2	120VAC	Triac	600W	500W, 500W	400W, 400W, 400W	4.13**2.12**1.65* (105*54*42)
DMD-LED3-105	120-277VAC	0/1-10V	120VAC 6A, 277VAC 3A CFL/LED/Electronic self-ballasted	120VAC 6A, 277VAC 3A CFL/LED/Electronic self-ballasted	120VAC 6A, 277VAC 3A CFL/LED/Electronic self-ballasted	4.13**2.12**1.65* (105*54*42)

0-10V & DALI Constant Current Dimmable Drivers - SUP Series

Features

- Dimming curve optional
- dim to off, no dim to off optional
- UL Class P
- Class 2 output
- External NTC functionality

Programming

- Current: Adjustable Output Current
- NTC derating profile
- Data log read: SKU, S/N, lot code, hours of operation, FW rev., power cycles
- Fully programmable and selectable 0-10 V dimming profiles



Programming

Application



Down Light




Panel Light

Item No.	Input Voltage (VAC)	Output Current (A) *Channel	Output Voltage (VDC)	Output Power (W)	Dim Mode	G.W. g	Size(L*W*H) mm	Launch Time
SUP30AD-1WPC-WS	120-277	250-1050mA*1	9-52VDC	30	0-10V & DALI	TBD	105*60*25	OCT-2024
SUP30AD-1WPC-WB	120-277	250-1050mA*1	9-52VDC	30	0-10V & DALI	TBD	105*60*25	OCT-2024
SUP30AD-1WPC-CB	120-277	250-1050mA*1	9-52VDC	30	0-10V & DALI	TBD	105*60*25	OCT-2024
SUP30AD-1WPC-CS	120-277	250-1050mA*1	9-52VDC	30	0-10V & DALI	TBD	TBD	OCT-2024
SUP50AD-1WPC-WS	120-277	450-1400mA*1	9-52VDC	50	0-10V & DALI	TBD	105*60*25	OCT-2024
SUP50AD-1WPC-WB	120-277	450-1400mA*1	9-52VDC	50	0-10V & DALI	TBD	105*60*25	OCT-2024
SUP50AD-1WPC-CB	120-277	450-1400mA*1	9-52VDC	50	0-10V & DALI	TBD	105*60*25	OCT-2024
SUP50AD-1WPC-CS	120-277	450-1400mA*1	9-52VDC	50	0-10V & DALI	TBD	TBD	OCT-2024

Triac/ELV Constant Current LED Drivers - PUP Series

Features

- Single channel output, output current level selectable by DIP S.W.
- Support Leading edge (Triac) and Trailing edge (ELV) dimmer
- Dimming range from 103V to 132VAC
- Built-in active PFC function
- Class 2 power supply. Full protective plastic housing
- Dimming effect smooth, no flicker
- Protections: Short circuit, over load, over voltage
- Suitable for indoor LED lighting application, such as down light, spotlights, panel light, and so on



Item No.	Product No.	Product pictures	Input Voltage VAC	Output Current (A) *Channel	Output Voltage (VDC)	Output Power (W)	Dim Mode	G.W. g	Size(L*W*H) mm
PUP10T-1LMC-350	104100230101	1	120	120/150/180/210/260/290/320/350mA*1	9-42	10	Triac/ELV	120	75*35*26.5
PUP10T-1LMC-700	104100240101	1	120	350/400/450/500/550/600/650/700mA*1	2-21	10	Triac/ELV	120	75*35*26.5
PUP20T-1LMC	104100150101	2	120	350/400/450/500/550/600/650/700mA*1	9-45	20	Triac/ELV	200	88*43*26.5
PUP40T-1LMC-850	104100180101	3	120	500/550/600/650/700/750/800/850mA*1	9-48	40	Triac/ELV	260	121*44*26.5
PUP40T-1LMC-1200	104100170101	3	120	850/900/950/1000/1050/1100/1150/1200mA*1	9-42	40	Triac/ELV	260	121*44*26.5

Optional Metal box fittings



Size(L*W*H): 230*48*30mm
9"×1.88"×1.18"

L W H

10W 20W 40W

Triac/ELV Constant Voltage Dimmable Drivers - MUP Series

Features

- Support Leading edge (Triac) and Trailing edge (ELV) Dimmer
- Dimming range from 40VAC to 120VAC
- Dimming effect smooth, no flicker
- Protection: Short Circuit, Over Load, Over Voltage
- Suitable for indoor LED lighting application



Item No.	Product pictures	Product No.	Input Voltage VAC	Output Current (A) *Channel	Output Voltage (VDC)	Output Power (W)	Dim Mode	G.W. g	Size(L*W*H) mm
MUP60T-1W12V	1	104200340101	120-277	5A*1	12	60	Triac/ELV	700	242*45*30
MUP60T-1W24V	1	104200320101	120-277	2.5A*1	24	60	Triac/ELV	700	242*45*30
MUP96T-1W12V	1	104200330101	120-277	8A*1	12	96	Triac/ELV	700	242*45*30
MUP96T-1W24V	1	104200310101	120-277	4A*1	24	96	Triac/ELV	700	242*45*30
MUP60AT-1W24V	1	104200540101	120-277	2.5A*1	24	60	0-10V&Triac/ELV	580	242*45*30
MUP96AT-1W24V	1	104200510101	120-277	4A*1	24	96	0-10V&Triac/ELV	580	242*45*30
MUP60AT-1W24V-B	2	104200710101	120-277	2.5A*1	24	60	0-10V&Triac/ELV	937	242*81*38
MUP96AT-1W24V-B	2	104200700101	120-277	4A*1	24	96	0-10V&Triac/ELV	937	242*81*38
MUP288AT-1W24V-B	2	TBD	120-277	4A per channel, 3CH	24	96W per Channel, 3 Channel, In all 288W	0-10V&Triac/ELV	TBD	262*104*46

Application
LED Strip Light

Certificate
UL LISTED LED DRIVER E490914

Triac/ELV&0-10V Constant Current Dimmable Drivers - PUP Series

Triac/ELV&0-10V Constant Current Dimmable Drivers - EULP Series

Features

- Compatible with TRIAC (forward-phase or leading-edge), ELV (reverse-phase or trailing-edge) and 0-10 V dimmers
- TRIAC and ELV dimming at 120 Vac only
- Class 2 power supply
- Protections: output open load, over-current and short-circuit (hiccup), and over-temperature with auto recovery

Programming

- Current: Adjustable Output Current

Features

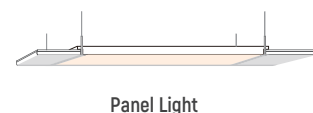
- Dimming curve optional
- dim to off, no dim to off optional
- UL Class P
- Class 2 output / Class II power supply
- IP20-rated case with silicone-based potting

Programming


- Current: Adjustable Output Current
- Data log read: SKU, S/N, lot code, hours of operation, FW rev., power cycles
- Fully programmable and selectable 0-10 V dimming profiles



Application



Application



Item No.	Input Voltage VAC	Output Current (A) *Channel	Output Voltage (VDC)	Output Power (W)	Dim Mode	G.W. g	Size(L*W*H) mm	Launch Time
PUP10AT-1WPC	120-277	120-350mA	9-45V	10	0-10V&Triac/ELV	TBD	75*35*26.5	SEP-2024
PUP15AT-1WPC	120-277	280-500mA	9-45V	15	0-10V&Triac/ELV	TBD	75*35*26.5	SEP-2024
PUP20AT-1WPC	120-277	350-700mA	9-45V	20	0-10V&Triac/ELV	TBD	75*35*26.5	SEP-2024
PUP30AT-1WPC	120-277	500-1050mA	9-45V	30	0-10V&Triac/ELV	TBD	88*43*26.5	SEP-2024
PUP40AT-1WPC	120-277	800-1200mA	9-45V	40	0-10V&Triac/ELV	TBD	88*43*26.5	SEP-2024

Item No.	Input Voltage VAC	Output Current (A) *Channel	Output Voltage (VDC)	Output Power (W)	Dim Mode	G.W. g	Size(L*W*H) mm	Launch Time
EULP15AT-1WPC-WS	120-277	150-400mA	30-54V	10	0-10V&Triac/ELV	TBD	98.5*26*21.5	DEC-2024
EULP15AT-1WPC-WB	120-277	150-400mA	30-54V	10	0-10V&Triac/ELV	TBD	98.5*26*21.5	DEC-2024
EULP15AT-1WPC-CS	120-277	150-400mA	30-54V	20	0-10V&Triac/ELV	TBD	TBD	DEC-2024
EULP30AT-1WPC-WS	120-277	350-1050mA	30-54V	30	0-10V&Triac/ELV	TBD	98.5*26*21.5	DEC-2024
EULP30AT-1WPC-WB	120-277	350-1050mA	30-54V	30	0-10V&Triac/ELV	TBD	98.5*26*21.5	DEC-2024
EULP30AT-1WPC-CS	120-277	350-1050mA	30-54V	30	0-10V&Triac/ELV	TBD	TBD	DEC-2024
EULP50AT-1WPC-WS	120-277	700-1250mA	30-54V	50	0-10V&Triac/ELV	TBD	98.5*26*21.5	DEC-2024
EULP50AT-1WPC-WB	120-277	700-1250mA	30-54V	50	0-10V&Triac/ELV	TBD	98.5*26*21.5	DEC-2024
EULP50AT-1WPC-CS	120-277	700-1250mA	30-54V	50	0-10V&Triac/ELV	TBD	TBD	DEC-2024

Triac/ELV&0-10V Constant Current Drivers - EULP Series

Features

- Small design, Waterproof level IP54
- Compatible with TRIAC (forward-phase or leading-edge), ELV (reverse-phase or trailing-edge) and 0-10 V dimmers
- TRIAC and ELV dimming at 120 Vac only

Programming

- Current: Adjustable Output Current



Mini Size



Programming

Application



Down Light

Item No.	Input Voltage VAC	Output Current (A) *Channel	Output Voltage (VDC)	Output Power (W)	Dim Mode	G.W. g	Size(L*W*H) mm	Launch Time
EULP10AT-1WPC-WS	120-277	100-667mA*1	3-42V	10	0-10V&Triac/ELV	TBD	68*25*20	AUG-2024

DALI Constant Current Dimmable Drivers - EULP Series



Features

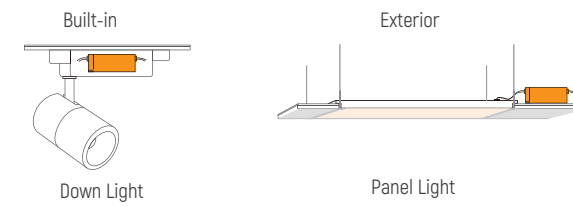
- Single channel constant current output, multistage current optional
- Comply with Dali protocol standard iec62386
- Support touch dim function. Built in active PFC function
- Short circuit , Over load, Over Voltage protection
- It is suitable for LED indoor lamps, Linear Strip light, panel lamp, three prevention lamp, etc

Model No.	Input Voltage (VAC)	Output Current (A) *Channel	Output Voltage (VDC)	Output Power (W)	TouchDIM	G.W. g	Size(L*W*H) (mm)
EULP65D-1BMC	120-347	700/800/900/1000/1100/1200/1300/1400mA*1	9-54V	65	Support	350	360*30*21

DALI Constant Current LED Drivers - PUP Series

Features

- Single channel output, output current level selectable by DIP S.W.
- Support DALI dimming function, Push Dim (Touch DIM) function(D model)
- Input voltage of 120VAC ~ 277VAC
- Dimming range:0.1-100%, Dimming effect smooth, no flicker
- Protections: Short circuit, Over load, Over voltage



Item No.	Product No.	Product pictures	Input Voltage VAC	Output Current (A) *Channel	Output Voltage (VDC)	Output Power (W)	TouchDIM	G.W. g	Size(L*W*H) mm
	PUP10D-1WMC-350	1	120-277	120/150/180/210/260/290/320/350mA*1	9-42	10	Support	120	75*35*26.5
	PUP10D-1WMC-700	1	120-277	350/400/450/500/550/600/650/700mA*1	2-21	10	Support	120	75*35*26.5
	PUP20D-1WMC	2	120-277	350/400/450/500/550/600/650/700mA*1	9-45	20	Support	200	88*43*26.5
	PUP40D-1WMC-850	3	120-277	500/550/600/650/700/750/800/850mA*1	9-48	40	Support	260	121*44*26.5
	PUP40D-1WMC-1200	3	120-277	850/900/950/1000/1050/1100/1150/1200mA*1	9-42	40	Support	260	121*44*26.5

Certificate



Optional Metal box fittings



Size(L*W*H): 230×48×30mm
9"×1.88"×1.18"



DALI Constant Current Drivers - EULP Series

Advantages

- Enable interoperability with diverse wireless sensors/network systems
- Reduce complexity and cost of fixture by eliminating auxiliary components ordinarily required for powering sensors, switching fixture off and monitoring energy use
- interface to any suitable sensor and ease of adjustable drive current



Application



Down Light



Panel Light

Item No.	Input Voltage (VAC)	Output Current (A) *Channel	Output Voltage (VDC)	Output Power (W)	Dim Mode	G.W. g	Size(L*W*H) mm	Launch Time
EULP30D4-1WNC	120-277	100-110mA*1	27- 54VDC	30	DALI	TBD	280*30*21	OCT-2024
EULP50D4-1WNC	120-277	100-140mA*1	9- 54VDC	50	DALI	TBD	280*30*21	OCT-2024
EULP75D4-1WNC	120-277	100-200mA*1	9- 54VDC	75	DALI	TBD	360*30*21	OCT-2024

Features

- Standard-compliant (ANSI C137.4 and DiiA) digital interface including:
 - Integrated DALI bus power supply (Part 250)
 - Memory Bank 1 extension, Energy Monitoring and Diagnostics (Parts 251, 252, 253)
- Energy metering and advanced diagnostics
- Continuous dimming down to 1%
- Drive current setting via NFC wireless programming
- 5-year limited warranty*

Programming

- Adjustable Light Output (ALO)
- Adjustable Output Current (AOC)
- Constant Light Output (CLO)
- Luminaire Maintenance
- Luminaire (Fixture) Information (Luminaire Info)
- OEM Write Protected features (OWP)

DALI&DMX Constant Voltage Drivers - LCP Series



Features

- Dimming from 0-100%, down to 0.1%.
- Dimming interface: DMX512/RDM, DALI-2 DT8, Push.
- Comply with the EU's ErP Directive, stand-by power consumption<0.5W
- The secure and reliable design for signal isolation.
- overheat, overvoltage, overload, short circuit protection and automatic recovery.
- Up to 50,000-hour life time.
- 5-year warranty

Application



LED RGBW Strip Light

Item No.	Input Voltage (VAC)	Output Current (A)	Channel	Output Voltage (VDC)	Output Power (W)	TouchDIM	G.W. g	Size(L*W*H) mm	Launch Time
LCP96DM-4W24V	120-277	4A	4	24	96	Support	TBD	295*40*32	DEC-2024

DMX Constant Voltage Drivers - MUP

Advantages

- Class 2 LED power supply with DMX control capabilities
- Features up to 4 channel outputs that can power static white, static color, warm dim and dynamic color LED products
- NFC App for reading and writing DMX Addresses and adjusting output voltage



Application



LED Strip Light

Item No.	Input Voltage (VAC)	Output Current (A)	Channel	Output Voltage (VDC)	Output Power (W)	Dim Mode	G.W. g	Size(L*W*H) mm	Launch Time
MUP96M-4W24VN-B	120-277	4A*1	4	24V-26V	96	RGBW Adjust	TBD	242*81*38	MAR-2025

Features

- Vertical or horizontal surface mount
- Constant voltage output
- 8 Bit DMX Control
- RDM addressing
- NFC App for addressing & Voltage adjust
- Adjustable output voltage - Range: 24V-26V
- DMX dimming down to 0.1%
- Suitable for dry, damp and wet locations
- Suitable for indoor & outdoor use
- Compliant to FCC 47 CFR Part 15 Subpart B
- 5 year warranty

ON/OFF Constant Voltage LED Drivers - EULP Series



Application



Mini Size



LED Strip Light

Model No.	Input Voltage (VAC)	Output Current (A) *Channel	Output Voltage (VDC)	Output Power (W)	G.W. g	Size(L*W*H) mm	Launch Time
EULP40-1W12V-WS	120-277	3.3	12	40	TBD	130*19.65*19.8	MAR-2025
EULP40-1W24V-WS	120-277	1.67	24	40	TBD	130*19.65*19.8	MAR-2025
EULP40-1W36V-WS	120-277	1.12	36	40	TBD	130*19.65*19.8	MAR-2025
EULP40-1W48V-WS	120-277	0.83	48	40	TBD	130*19.65*19.8	MAR-2025
EULP60-1W12V-WS	120-277	5	12	60	TBD	130*19.65*19.8	MAR-2025
EULP60-1W24V-WS	120-277	2.5	24	60	TBD	130*19.65*19.8	MAR-2025
EULP60-1W36V-WS	120-277	1.67	36	60	TBD	130*19.65*19.8	MAR-2025
EULP60-1W48V-WS	120-277	1.25	48	60	TBD	130*19.65*19.8	MAR-2025

LED Constant Voltage Drivers - UWF Series



Features

- Width voltage input,full power output
- Design of metal shell, improving heat dissipation performance
- Isolated design,safe and reliable
- Protections:Over load,Short circuit,over voltage
- Comply with CE/UL/SELV
- Protection grades is as high as IP67
- 5 years warranty

Certificate



Item No.	Product No.	Product pictures	Input Voltage VAC	Output Current (A) *Channel	Output Voltage VDC	Output power W	G.W. g	Size(L*W*H) mm
UWF60-1W12V	107201270102	1	120-277	5A*1	12	60	250	145*40.8*22.5
UWF60-1W24V	107201420102	1	120-277	2.5A*1	24	60	250	145*40.8*22.5
UWF96-1W12V	107201350102	2	120-277	8A*1	12	96	650	220*61*25
UWF96-1W24V	107201260102	1	120-277	4A*1	24	96	430	180*50*27

ON/OFF Constant Voltage LED Drivers - PES Series



Application



LED Strip Light

Model No.	Input Voltage VAC	Output Current (A) *Channel	Output Voltage VDC	Output power W	G.W. g	Size(L*W*H) (inch)(mm)
PES35-1W12V	120-277	2.91A*1	12	35	315	150*37*30
PES60-1W12V	120-277	5A*1	12	60	390	165.5*42*34
PES60-1W24V	120-277	2.5A*1	24	60	390	165.5*42*34
PES60-1W48V	120-277	1.25A*1	48	60	390	165.5*42*34
PES100-1W24V	120-277	4.17A*1	24	100	573	190*52*38
PES100-1W48V	120-277	2.08A*1	48	100	573	190*52*38
PES150-1W24V	120-277	6.25A*1	24	150	750	190*61*38

Features

- Built-in active PFC function
- full power output
- Insolated PC design
- Isolated design,safe and reliable
- Protections:Over load,Short circuit,over Current
- Protection grades is as high as IP65
- 5 years warranty
- Flicker Free

ON/OFF Constant Voltage LED Drivers - PE/PEE Series



Features

- Wide voltage input, full power output
- Insulated PC design
- Isolated design, safe and reliable
- Protections: Over load, Short circuit, over voltage
- Comply with UL/CE/SELV
- Protection grades is as high as IP67
- 5 years warranty

Item No.	Product No.	Input Voltage VAC	Output Current (A) *Channel	Output Voltage VDC	Output power W	G.W. g	Size(L*W*H) mm	Cert
PE10-1W12V	107201300101	120-277	0.83A*1	12	10	135	98*33*25	
PE10-1W24V	107201310101	120-277	0.42A*1	24	10	135	98*33*25	
PE24-1W12V	107201240101	120-277	2A*1	12	24	190	118*35*26	-
PE24-1W24V	107201250101	120-277	1A*1	24	24	190	118*35*26	-
PE40-1W12V	107201460101	120-277	3.3A*1	12	40	315	150*37*30	
PE40-1W24V	107201470101	120-277	1.66A*1	24	40	315	150*37*30	



Item No.	Product No.	Input Voltage VAC	Output Current (A) *Channel	Output Voltage VDC	Output power W	G.W. g	Size(L*W*H) mm	Cert
PEE20-1W12V	107203320101	120-277	1.66A*1	12	20	153	118*35*26	
PEE20-1W24V	107202960101	120-277	0.833A*1	24	20	153	118*35*26	
PEE35-1W12V	107203370101	120-277	2.9A*1	12	35	245	150*37*30	
PEE35-1W24V	107203020101	120-277	1.45A*1	24	35	245	150*37*30	
PEE60-1W12V	107203290101	120-277	5A*1	12	60	420	165.5*42*34	
PEE60-1W24V	107203110101	120-277	2.5A*1	24	60	420	165.5*42*34	
PEE60-1W48V	107203300101	120-277	1.25A*1	48	60	420	165.5*42*34	
PEE100-1W12V	107203450101	120-277	8.33A*1	12	100	635	190*52*38	
PEE100-1W24V	107203280101	120-277	4.17A*1	24	100	635	190*52*38	
PEE100-1W48V	107203410101	120-277	2.08A*1	48	100	635	190*52*38	
PEE150-1W12V	107201100101	120-277	12.5A*1	12	150	815	190*61*38	
PEE150-1W24V	107202840101	120-277	6.25A*1	24	150	815	190*61*38	
PEE150-1W36V	107202860101	120-277	4.17A*1	36	150	738	190*61*38	
PEE150-1W48V	107202920101	120-277	3.125A*1	48	150	738	190*61*38	

Electronic ballast - EBU Series



Certificate



Item No.	Input Voltage VAC	Input Current	Suitable Lamps
EBU32E3WISP	120-277	0.71-0.3	3/2*T8 32/31/30/28/25W, 3*T8 17W, 3*T8 40W
EBU32HE3WISP	120-277	0.91-0.39	3/2*T8 32/31/30/28/25W, 3*T8 17W, 3*T8 40W
EBU32LE3WISP	120-277	0.64-0.27	3/2*T8 32/31/30/28/25W, 3*T8 17W, 3*T8 40W
EBU32P4120ISP	120	1.62-0.97	4/3*T8 32/25W, 4*T8 17W, 3*T8 40W
EBU32HE4WISP	120-277	1.24-0.53	4/3*T8 32/31/30/28/25W, 4*T8 17W, 3*T8 40W
EBU32LE4WISP	120-277	0.82-0.35	4/3*T8 32/31/30/28/25W, 4*T8 17W, 3*T8 40W
EBU40NL2120RSS	120	1.62	4/3*T8 32W, 4/3*T8 25W, 4*T8 17W, 3*T8 25W
EBU32N2120ISP	120	0.80-0.34	2/1*T8 32/31/30/28/17W, 1*T8/40W
EBU32N2WISP	120-277	0.46-0.2	2/1*T8 32/31/30/28/17W, 1*T8/40W
EBU32HE2WISP	120-277	0.62-0.27	2/1*T8 32/31/30/28/17W, 1*T8/40W
EBU32LE2WISP	120-277	0.4-0.18	2/1*T8 32/31/30/28/17W, 1*T8/40W
EBU59P2WISP	120-277	0.25-0.92	2/1*T8 108/106/68/67W

Electronic ballast-EBU Series



Certificate

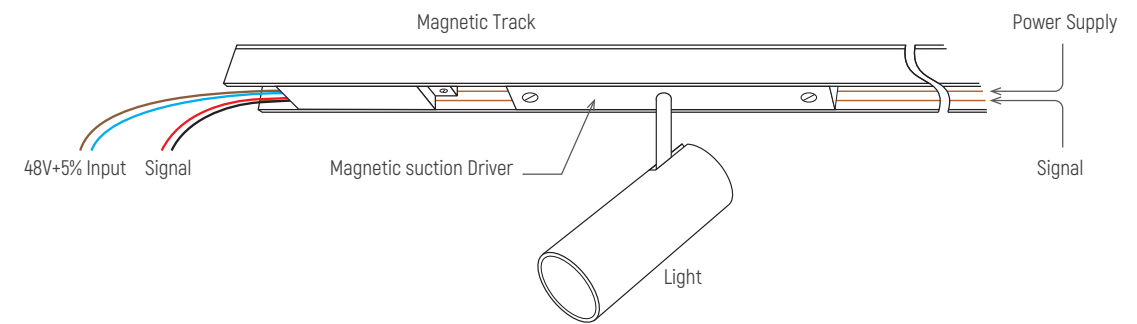


Item No.	Input Voltage VAC	Input Current	Suitable Lamps
EBU28P2WPSS	120-277	0.53	2/1*T5 35/28/21/14W
EBU39P2WPSS	120-277	0.71	2/1*T5H0 39/24W; 1*FT36W/2G11
EBU54P2WPSS	120-277	1.00	2/1*T5H0 54/49/55/50W
EBU54P4WPSM	120-277	2.00	4/3*T5H0 54/55/50W
EBU13P2WPSS	120-277	0.26	2/1*CFQ13W
EBU18P2WPSS	120-277	0.33	2/1*CFQ18/13W
EBU26P2WPSS	120-277	0.47	2/1*CFQ26W, 2/1*TL5C, 1*TL5C 40+22W, 1*TL5C 32+22W, 1*CFTR42/32W, 1*FT36
EBU40NL2WRSS	120-277	0.62	2*F40T12 40W, 2*F34T12 34W, 2*F30T12 30W, 2*F40T12CW 25W
EBU75P2WISP	120-277	1.17	2/1*F96T12 75W, 2/1*F96T12/ES 60W, 2/1*F72T12 55W, 2/1*F96T12/HO 110W, 2/1*F48T12 39W
EBU110P2WPSS	120-277	1.54	2/1*F96T12/HO 110W, 2/1*F96T12/HO/ES 95W, 2*F72/60/48T12/HO 85/75/60W

Magnetic suction Driver Series



Magnetic suction Driver Series



DALI Constant Current LED Driver

Description

DC/DC constant current output LED driver.The output current can be set via DIP switch.It can be controlled by DALI master, and the dimming curve is smooth and flicker free.

Features

- Output current , can be set via DIP switch
- Compliant with DALI 2.0 standard protocol
- Mixed dimming PWM+CCR, no flicker
- Short circuit protection, overload protection,no load protection,Input reverse connection
- Built-in driver
- Hot plug for input port and non polarized



Item No.	Product No.	Input Voltage VDC	Output Current Channel	Output Voltage VDC	Output power W	Dim Mode	G.W. g	Size(L*W*H) mm	Cert
BMP14D-1SMC	202100050101	42-52	120/150/180/210/250/280/300/350mA*1	9-40	14	DALI	TBD	125*14*10	
BMP21D-1SMC	202100020101	42-52	700/750/800/850/900/950/1000/1050mA*1	9-20	21	DALI	15	125*14*10	-
BMP28D-1SMC	202100010101	42-52	350/400/450/500/550/600/650/700mA*1	9-40	28	DALI	15	125*14*10	
BMP28D-2SMC-S	202100060101	42-52	350/400/450/500/550/600/650/700mA - 2	9-40	28	DALI	15	125*14*10	-

DALI Constant Current Tunable White LED Driver(DT8)



Item No.	Product No.	Input Voltage VDC	Output Current Channel	Output Voltage VDC	Output power W	Dim Mode	G.W. g	Size(L*W*H) mm
BMP14D-2SMC	TBD	42-52	120/150/180/210/250/280/300/350mA - 2CH	9-40	14	DALI	TBD	125*14*10
BMP28D-2SMC	202100070101	42-52	350/400/450/500/550/600/650/700mA - 2CH	9-(Vin-6)VDC	28	DALI	15	125*14*10

DALI Constant Voltage Tunable White LED Driver(DT8)

Description

DC/DC constant current output LED driver.The output current can be set via DIP switch.It can be controlled by DALI master, and the dimming curve is smooth and flicker free.

Features

- Output current , can be set via DIP switch
- Compliant with DALI 2.0 standard protocol
- Mixed dimming PWM+CCR, no flicker
- Short circuit protection, overload protection,no load protection,Input reverse connection
- Built-in driver
- Hot plug for input port and non polarized



Item No.	Product No.	Input Voltage VDC	Output Current Channel	Output Voltage VDC	Output power W	Dim Mode	G.W. g	Size(L*W*H) mm
BMP48D-2S48V	202200050101	24-48	1A - 2CH	24-48	24W max@24V 48Wmax@48V	DALI	TBD	125*14*10

DALI Constant Voltage LED Driver



Item No.	Product No.	Input Voltage VDC	Output Current Channel	Output Voltage VDC	Output power W	Dim Mode	G.W. g	Size(L*W*H) mm
BMP48D-1S48V	TBD	24-48	1A*1	24-48	24W max@24V 48Wmax@48V	DALI	TBD	125*14*5

0/1-10V Constant Current LED Driver

Description

DC/DC constant current output LED driver. The output current can be set via DIP switch. It can be controlled by 0/1-10V and the dimming curve is smooth and flicker free.

Features

- Supporting Hot Plug-in of Front 48V Driver
- Input Reverse Connection Protection
- Dial Selection Current
- Supporting short circuit and overload protection
- When the input is connected to the signal terminal, the power supply is not damaged.
- Support 3-in-1 analog dimming signal (active signal, adjustable resistance, PWM signal)



Item No.	Product No.	Input Voltage VDC	Output Current Channel	Output Voltage VDC	Output power W	Dim Mode	G.W. g	Size(L*W*H) mm	Cert
BMP14A-1SMC	203100020101	42-52	120/150/180/210/250/280/300/350mA*1	9-40	14	0/1-10V	TBD	125*14*10	8
BMP28A-1SMC	203100001101	42-52	350/400/450/500/550/600/650/700mA*1	9-40	28	0/1-10V	15	125*14*10	
BMP28A-2SMC-S	203100010101	42-52	350/400/450/500/550/600/650/700mA*1	9-40	28	0/1-10V	TBD	125*14*10	

0/1-10V Constant Voltage Dimming Driver

Features

- Single channel constant voltage output, DC24V-48V
- Support 3-in-1 dimming function (Active signal, adjustable resistance, PWM)
- Dimming range from 0.5-100%
- input voltage of DC24V-48V
- High efficiency up to 90%
- 100% output when no dimming signal input, can be used as normal power supply
- Dimming effect smooth, no flicker
- Suitable for indoor LED lighting application



Item No.	Product No.	Input Voltage VDC	Output Current Channel	Output Voltage VDC	Output power W	Dim Mode	G.W. g	Size(L*W*H) mm
BMP48A-1S48V	203200070101	24-48	1A*1CH	24-48	24W max@24V 48Wmax@48V	0/1-10V	TBD	125*14*5

LED Constant Current Driver

Features

- Supporting Hot Plug-in of Front 48V Driver
- Input Reverse Connection Protection
- DIP Selection Current
- Supporting short circuit and overload protection



Item No.	Product No.	Input Voltage VDC	Output Current Channel	Output Voltage VDC	Output power W	G.W. g	Size(L*W*H) mm	Cert
BMP28-1SMC	202100010101	42-52	350/500/550/700mA*1	9-40	28	15	125*14*10	8

Non-Dimmable LED Drivers Series



1. High reliability, ultra - thin, small size and long service life
2. The efficiency of the whole machine can reach 91%
3. High power factor and low ripple current up to 99% of PFC can effectively suppress interference to peripheral devices
4. With multiple protection of overvoltage, open circuit, short circuit and overheat.
5. Restrain the transient current design and effectively reduce the starting current
6. Low output ripple noise
7. Meet IP67 protection level and RoHS environmental protection standard
8. Electromagnetic compatibility complies with EN 55015
9. Support dimming options (Phase-cut / 0 - 10v / PWM / Dali)

Ultra-Thin Waterproof Driver

Features

- Wide input voltage range 100 - 240 volts, PF > 0.95
- The die-casting shell is integrally formed, and the product meets the structural requirements of Class I power supply
- Adopting high quality potting compound with scientific proportion, the protection grade is as high as IP67
- With overload, short circuit, over voltage, over temperature and other protection functions, and can automatically recover after the fault is removed
- Comply with CE/CB/ EneC/ SAA/ RoHS/ CCC and other certification requirements
- Built - in 2kV - 10kV lightning protection circuit (depending on the product power)
- Ambient temperature range: to -25 °C - + 50 °C
- Five - years warranty


Advantages

- High reliability
- Long life
- High efficient
- Complete protection function
- Low input surge current
- Low output ripple noise
- High Protection level



Item No.	Product pictures	Input Voltage (VAC)	Output Current *Channel	Output Voltage	Output Power (W)	G.W. g	Size(L*W*H) mm	Cert
UWP75-1M12V	1	100 - 240	6.25A*1	12	75	820	270*61*25	CE CB △ ⚡ Ⓢ
UWP75-1M24V	1	100 - 240	3.125A*1	24	75	820	270*61*25	CE CB △ ⚡ Ⓢ
UWP100-1M12V	1	100 - 240	8.33A*1	12	100	820	270*61*25	CE CB △ ⚡ Ⓢ
UWP100-1M24V	1	100 - 240	4.16A*1	24	100	820	270*61*25	CE CB △ ⚡ Ⓢ
UWP150-1M12V	1	100 - 240	12.5A*1	12	150	820	270*61*25	CE CB △ ⚡ Ⓢ
UWP150-1M24V	1	100 - 240	6.25A*1	24	150	820	270*61*25	CE CB △ ⚡ Ⓢ
UWP240-1M12V	2	100 - 240	20A*1	12	240	1055	270*68*30	CE CB △ ⚡ Ⓢ
UWP240-1M24V	2	100 - 240	10A*1	24	240	1055	270*68*30	CE CB △ ⚡ Ⓢ
UWP320-1M24V	3	100 - 240	13.33A*1	24	320	1700	270*90*32	-

Apply lamps and lanterns



Slim LED Drivers

Features

- Single channel constant voltage output
- Applicable to indoor LED lights
- Small size, high efficiency, high reliability and long life time
- Protections: over load, over voltage, short circuit protection
- Compliance with CE and ROHS
- 100% Full load aging test
- The warranty period is 5 Years



Item No.	Product pictures	Input Voltage VAC	Output Current *Channel	Output Voltage VDC	Output Power W	G.W. g	Size(L*W*H) mm	Cert
UCS15-1H12V	1	220-240	1.25A*1	12	15	70	160*30*17	CE CB
UCS15-1H24V	1	220-240	0.625A*1	24	15	70	160*30*17	CE CB
UCS30-1H12V	2	220-240	2.5A*1	12	30	115	250*30*17	CE CB
UCS30-1H24V	2	220-240	1.25A*1	24	30	115	250*30*17	CE CB
UCS60-1H12V	3	220-240	5A*1	12	60	160	312*30*18	CE CB
UCS60-1H24V	3	220-240	2.5A*1	24	60	160	312*30*18	CE CB
UCS100-1H12V	3	220-240	8A*1	12	100	170	312*30*18	CE CB
UCS100-1H24V	3	220-240	4.16A*1	24	100	170	312*30*18	CE CB
UCS150-1H12V	4	220-240	12.5A*1	12	150	TBD	322*30*22	CE CB
UCS150-1H24V	4	220-240	6.25A*1	24	150	TBD	322*30*22	CE CB



Item No.	Input Voltage VAC	Output Current *Channel	Output Voltage VDC	Output Power W	G.W. g	Size(L*W*H) mm
EULP150-2H12V-LT	200-240	12.5A*1	12	150	396	360*30*21
EULP200-2H24V-LT	200-240	8.33A*1	24	200	400	360*30*21

DLRS Constant Voltage Driver Series

Features

- Full range AC input, AC / DC dual-use (85-264VAC/120-373VDC)
- Support 300vac surge input for 5 seconds
- Low power consumption, high efficient
- Small size, ultra low height 30mm
- Working temperature: -30 C ~ +70 C
- Short circuit/ Over current/ over voltage protections
- Meet IEC/EN/UL62368、EN60335、GB4943 certification standards
- Meet 5000m altitude applications
- Low ripple noise, low power consumption, and high efficiency
- Over voltage level III



Item No.	Product pictures	Input Voltage VAC	Output Voltage VDC	Output Current *Channel	Output Power W	Efficiency	G.W. g	Size(L*W*H) mm
DLRS50-1K12V	1	DC: 85-264VAC AC: 120-370VDC	12	4.2A*1	50	86%	210	99*82*30
DLRS50-1K24V	1		24	2.2A*1	50	86%	210	99*82*30
DLRS75-1K12V	2		12	6A*1	75	88%	230	99*97*30
DLRS75-1K24V	2		24	3.2A*1	75	88%	230	99*97*30
DLRS100-1K12V	3		12	8.5A*1	100	88%	300	129*97*30
DLRS100-1K24V	3		24	4.5A*1	100	90%	300	129*97*30
DLRS150-1K12V	4		12	12.5A*1	150	87%	380	159*97*30
DLRS150-1K24V	4		24	6.25A*1	150	88.5%	380	159*97*30
DLRS200-1K12V	4		12	17A*1	200	87%	610	215*115*30
DLRS200-1K24V	4		24	8.8A*1	200	89%	610	215*115*30
DLRS200-1K12V	5	low Voltage (Switch on 115):90-132VAC High Voltage(Switch on 230):180-264VAC DC Input (Switch on 230):240-373VDC	12	29A*1	300	84%	690	215*115*30
DLRS200-1K24V	5	24	14.6A*1	300	87%	690	215*115*30	

LD Constant Voltage Driver Series

Features

- Aluminium Casing
- Ultra-low start up temp -30°C
- Ultra-light and easy to install
- High reliability
- Wide input Voltage 180-264Vac



Item No.	Product pictures	Input Voltage VAC	Output Voltage VDC	Output Current *Channel	Output Power W	Efficiency	G.W. g	Size(L*W*H) mm
LD60-2H12V	1	200-240	12V	5A*2	60	84%	180	176*53*22
LD60-2H24V	1	200-240	24V	2.5A*2	60	86%	180	176*53*22
LD100-2H12V-A	2	200-240	12V	8.3A*2	100	85%	210	187*53*22
LD100-2H24V-A	2	200-240	24V	4.15A*2	100	86%	210	187*53*22
LD100-2H48V	2	200-240	48V	2.08A*2	100	86%	210	187*53*22
LD150-2H12V-A	3	200-240	12V	12.5A*2	150	85%	250	219*53*22
LD150-2H24V-A	3	200-240	24V	6.25A*2	150	86%	320	219*53*22
LD150-2H48V	3	200-240	48V	3.1A*2	150	86%	250	219*53*22
LD200-2H12V	4	200-240	12V	16.7A*2	200	85%	320	274*53*22
LD200-2H24V	4	200-240	24V	8.3A*2	200	86%	320	274*53*22
LD200-2H48V	4	200-240	48V	4.15A*2	200	86%	320	274*53*22
LD300-2H12V	5	200-240	12V	25A*2	300	85%	460	286*53*22
LD300-2H24V	5	200-240	24V	12.5A*2	300	86%	460	286*53*22
LD400-2H12V	5	200-240	12V	33A*2	400	85%	530	333*53*23
LD400-2H24V	5	200-240	24V	16.7A*2	400	86%	530	333*53*23

DUCP Constant Voltage Driver Series



Features

- Class I
- SELV
- IP67
- Standalone

Item No.	Input Voltage VAC	Output Voltage VDC	Output Current *Channel	Output Power W	Efficiency	G.W. g	Size(L*W*H) mm
DUCP150-1H24V	220-240	24	6.25A*1	150	92%	TBD	259*94*49
DUCP250-1H24V	220-240	24	10.4A*1	250	92%	TBD	259*94*49
DUCP320-1H24V	220-240	24	13.3A*1	320	93%	TBD	259*94*49

AWS Constant Voltage Driver



Features

- Single channel output with 48V CV direct current
- With built-in active PFC function
- Ultra-thin design, Waterproof level IP67, High efficiency up to 94%
- Protections: Short circuit, over load, over voltage, lightning protection
- suitable for LED CV lighting, such as LED module, LED strip light, LED tube, and so on

Item No.	Input Voltage VAC	Output Voltage VDC	Output Current *Channel	Output Power W	Efficiency	G.W. g	Size(L*W*H) mm
AWS600-1H48V	220-240	48	12.5A*1	600	94%	TBD	271*131*50

DPC Constant Voltage Drivers



Features

- Single channel constant voltage output
- Applicable to indoor LED lights
- Small size, high efficiency, high reliability and long life time
- 100% Full load aging test
- The warranty period is 5 Years

Item No.	Input Voltage VAC	Output Voltage VDC	Output Current *Channel	Output Power W	G.W. g	Size(L*W*H) mm
DPC15-1H24V-CS	220-240	24	0.625A*1	15	TBD	100*43*21
DPC30-1H24V-CS	220-240	24	1.25A*1	30	TBD	130*43*21
DPC40-1H24V-CS	220-240	24	1.66A*1	40	TBD	130*43*21
DPC60-1H24V-CS	220-240	24	2.5A*1	60	TBD	154*55*19

DLP-B Constant Voltage Driver Series

Features

- A channel constant voltage output
- Applicable to indoor LED lights
- Small size, high efficiency, high reliability and long life time
- Protections: Over Current, Over voltage, Over temperature, short circuit self-recovery protection
- Compliance with CE and ROHS
- 100% Full load aging test



Item No.	Product pictures	Input Voltage VAC	Output Voltage VDC	Output Current *Channel	Output Power W	Efficiency	G.W. g	Size(L*W*H) mm	Cert
DLP30-1H12V-B	1	220-240	12	2.5A*1	30	84%	140	153*43*32	-
DLP30-1H24V-B	1	220-240	24	1.25A*1	30	85%	TBD	153*43*32	CE CB
DLP60-1H12V-B	2	220-240	12	5A*1	60	86%	TBD	180*52*30	-
DLP60-1H24V-B	2	220-240	24	2.5A*1	60	88%	TBD	180*52*30	CE CB
DLP120-1H12V-B	3	220-240	12	10A*1	120	88%	TBD	300*40*30	-
DLP120-1H24V-B	3	220-240	24	5A*1	120	88%	TBD	300*40*30	CE CB
DLP120-1H48V-B	3	220-240	48	2.5A*1	120	90%	340	300*40*30	-
DLP180-1H24V-B	4	220-240	24	7.5A*1	180	92%	TBD	345*51*35	CE CB
DLP240-1H24V-B	4	220-240	24	10A*1	240	93%	400	345*51*35	-
DLP240-1H36V-B	4	220-240	36	6.6A*1	240	92%	575	345*51*35	-
DLP240-1H48V-B	4	220-240	48	5A*1	240	93%	450	345*51*35	-
DLP320-1H24V-B	4	220-240	24	13.33A*1	320	93%	750	345*51*35	-
DLP320-1H36V-B	4	220-240	36	8.88A*1	320	93%	750	345*51*35	-
DLP320-1H48V-B	4	220-240	48	6.66A*1	320	93%	600	345*51*35	-

DLPE-B Constant Voltage Driver Series

Features

- A channel constant voltage output
- Applicable to indoor LED lights
- Small size, high efficiency, high reliability and long life time
- -20°C~+50°C, working temp
- Protections: Over temperature, Over Load, Short circuit
- Compliance with CE and ROHS
- 100% Full load aging test



Item No.	Product pictures	Input Voltage VAC	Output Voltage VDC	Output Current *Channel	Output Power W	Efficiency	G.W. g	Size(L*W*H) mm	Cert
DLPE30-1H12V-B	1	220-240	12	2.5A*1	30	84%	TBD	150*40*28	-
DLPE30-1H24V-B	1	220-240	24	1.25A*1	30	82%	TBD	150*40*28	CE CB
DLPE60-1H12V-B	2	220-240	12	5A*1	60	85%	TBD	211*40*32	-
DLPE60-1H24V-B	2	220-240	24	2.5A*1	60	82%	TBD	211*40*32	CE CB

PEE Constant Voltage Driver Series

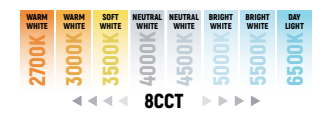
Features

- full power output
- Insolated PC design
- Isolated design,safe and reliable
- Protections:Over load,Short circuit,over Current
- Comply with UL/FCC CE/SELV
- Protection grades is as high as IP65
- 5 years warranty
- No Flicker



Item No.	Input Voltage VAC	Output Voltage VDC	Output Current *Channel	Output Power W	G.W. g	Size(L*W*H) mm	Cert
PEE20-1H24V	220-240	24	0.84*1	20	153	118*35*26	CE
PEE35-1H12V	220-240	12	2.92*1	35	274	150*37*30	CE
PEE35-1H24V	220-240	12	1.46*1	35	274	150*37*30	CE
PEE60-1H12V	220-240	12	5*1	60	420	165.5*42*34	CE
PEE60-1H24V	220-240	24	2.5*1	60	420	165.5*42*34	CE
PEE60-1H36V	220-240	36	1.67*1	60	420	165.5*42*34	CE
PEE60-1H48V	220-240	48	1.25*1	60	420	165.5*42*34	CE
PEE100-1H12V	220-240	12	8.33A*1	100	550	190*52*38	CE
PEE100-1H24V	220-240	24	4.17A*1	100	550	190*52*38	CE
PEE100-1H48V	220-240	48	2.08*1	100	550	190*52*38	CE
PEE150-1H24V	220-240	24	6.25*1	150	650	190*62*38	CE

CCT Selectable Constant Voltage Drivers



Item No.	Input Voltage VAC	Output Voltage VDC	Output Current	Channel	Output Power W	G.W. g	Size(L*W*H) mm
UCS30-2H24V	220-240	24	1.25A	2CH	30W	TBD	250*30*17
UCS60-2H24V	220-240	24	2.5A	2CH	60W	TBD	312*30*18
UCS100-2H24V	220-240	24	4.16A	2CH	100W	TBD	312*30*18
UCS150-2H24V	220-240	24	6.25A	2CH	150W	TBD	323*30.5*22

Rainproof Switch Drivers

Features

- constant voltage output
- adopt isolated design, safe and reliable
- prevent instant surge
- Short circuit/ Over current/ over voltage protections
- anti-splash design of semi-filled adhesive
- SELV
- LED indicator
- the output voltage can be adjusted by potentiometer
- suitable for indoor and outdoor LED lighting and electronic subtitle screen applications
- IP:44



Item No.	Product pictures	Input Voltage VAC	Output Voltage VDC	Output Current *Channel	Output Power W	Efficiency	G.W. g	Size(L*W*H) mm	Cert
MRS400-1H24V	1	200-240	24	16.7*1	400	91.5%	1200	221*131*48	/
DERP350-1H24V	2	200-240	24	14.6*1	350	90%	975	230*131*48	CE
MRE350-1H24V	3	200-240	24	14.6*1	350	88.5%	1400	228*131*48	CE

Waterproof Constant Voltage Driver

Features

- Single channel output with 24V CV direct current
- Wide voltage input range from 220VAC to 240VAC
- With built-in active PFC function
- Ultra-thin design, Waterproof level IP67, High efficiency up to 87%
- Protections: Short circuit, over load, lightning protection
- suitable for LED CV lighting, such as LED module, LED strip light, LED tube, and so on



Item No.	Product No.	Input Voltage VAC	Output Voltage VDC	Output Current *Channel	Output Power W	Efficiency	G.W. g	Size(L*W*H) mm	Cert
OWP40-1H24V	107202280101	200-240	24	1.67A*1	40	87%	TBD	83*63*33	CE

LM Constant Voltage Driver Series

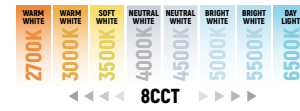
Features

- Aluminium Casing
- low start up temp. (-20 C)
- Ultra-light and easy to install
- High efficiency up to 90%
- High reliability
- Small size, light weight
- Flicker free



Item No.	Product pictures	Input Voltage VAC	Output Voltage VDC	Output Current *Channel	Output Power W	G.W. g	Size(L*W*H) mm
LM30-1H24V-A	1	220-240	24	1.25A*1	30	TBD	98*49*28
LM30-1H24V-B	2	220-240	24	1.25A*1	30	TBD	98*49*28
LM60-1H24V-A	3	220-240	24	2.5A*1	60	TBD	145*50*29
LM60-1H24V-B	4	220-240	24	2.5A*1	60	TBD	145*50*29
LM100-1H24V-A	3	220-240	24	4.16A*1	100	TBD	145*50*29
LM100-1H24V-B	4	220-240	24	4.16A*1	100	TBD	145*50*29
LM150-1H24V-A	5	220-240	24	6.25A*1	150	TBD	188*49*28
LM150-1H24V-B	6	220-240	24	6.25A*1	150	TBD	188*49*28
LM200-1H24V-A	5	220-240	24	8.33A*1	200	TBD	188*49*28
LM200-1H24V-B	6	220-240	24	8.33A*1	200	TBD	188*49*28
LM300-1H24V-A	7	220-240	24	12.5A*1	300	TBD	220*59*31
LM300-1H24V-B	8	220-240	24	12.5A*1	300	TBD	220*59*31
LM400-1H24V-A	7	220-240	24	16.7A*1	400	TBD	220*59*31
LM400-1H24V-B	8	220-240	24	16.7A*1	400	TBD	220*59*31

CCT Selectable Constant Current Drivers



Item No.	Input Voltage VAC	Output Voltage VDC	Output Current	Channel	Output Power W	G.W. g	Size(L*W*H) mm
PUS10-2HMC	220-240	15-40	120/200/250/300mA	2CH	10	TBD	133.5*50*26
PUS20-2HMC	220-240	15-45	350/400/450/500mA	2CH	20	TBD	133.5*50*26
PUS30-2HMC	220-240	9-45	550/600/650/700mA	2CH	30	TBD	133.5*50*26
PUS40-2HMC	220-240	9-45	750/800/850/900mA	2CH	40	TBD	133.5*50*26
PUS45-2HMC	220-240	9-45	950/1000/1050/1100mA	2CH	45	TBD	133.5*50*26
PUS50-2HMC	220-240	9-38	1150/1200/1300/1400mA	2CH	50	TBD	133.5*50*26

Slow Start Driver



Features

- Single channel output, output current level selectable by DIP SW.
- Protections: Short circuit, over load, over Voltage
- Suitable for indoor LED lighting application, such as down light, panel light, and so on
- You can adjust the 3S or 6S slowly startup time by dip switch. At the same time, it also has the function of slowly turn off

Item No.	Input Voltage VAC	Output Voltage VDC	Output Current *Channel	Output Power W	Efficiency	G.W. g	Size(L*W*H) mm	Cert
ND10-1HMC	220-240	9-42	120/150/180/210mA*1	10	73%	110	135*36*25	CE
ND20-1HMC	220-240	9-42	400/450/500/550mA*1	20	83%	110	135*36*25	CE

PUP Constant Current Driver



Features

- Input voltage of 120VAC ~ 277VAC
- Protections: Short circuit, Over load, Over voltage
- Suitable for indoor LED lighting application

Item No.	Product pictures	Input Voltage VAC	Output Voltage VDC	Output Current *Channel	Output Power W	G.W. g	Size(L*W*H) mm	Cert
PUP10-1WMC	1	120-277	9-42	120/180/260/320/150/210/290/350*1	10W	120	75*35*26.5	UL
PUP40-1WMC	2	120-277	9-42	850/900/950/1000/1050/1100/1150/1200*1	40W	214	121*44*26.5	/

NFC Constant Current Driver



Features

- Constant current LED driver - non isolated
- Adjustable output current between 125 and 550 mA via NFC

Item No.	Input Voltage VAC	Output Current *Channel	Output Voltage VDC	Output Power W	G.W. g	Size(L*W*H) mm
EULP75-1HNC	220-240	125-550mA*1	54-216	75	197g	280*30*21

NFC Reader-writer



Features

- Support ISO15693, ISO14443A, ISO14443B and FeliCa
- Differential antenna, output power up to 1.4W
- Micro_USB connector for communication with the host PC and power on the circuit board
- Can modify the parameters of the company's NFC power supply through the upper computer software

Item No.	Power Supply	Output Power	Output signal	G.W. g	Size(L*W*H) mm
NFC-RW	USB	1.4W@Max	RF signal	150g	126*74*25

DULP Constant Current Driver



Features

- High efficiency
- High reliability
- wide range voltage output
- low noise and long life
- energy conservation and environmental protection
- Support Protection: Over Voltage, Over Load, Short circuit
- Suitable for indoor lamps

Item No.	Input Voltage VAC	Output Voltage VDC	Output Current *Channel	Output Power W	Efficiency	G.W. g	Size(L*W*H) mm
DULP19-1HMC	220-240	30-54	200/250/300/350mA*1	19	84%	110	168*30.2*21
DULP21-1H360C	220-240	29-59	360mA*1	21	87%	110	168*30.2*21
DULP30-1H360C	220-240	51-86	360mA*1	30	88%	110	168*30.2*21
DULP44-1H360C	220-240	76-125	360mA*1	45	92%	120	168*30.2*21
DULP44-1HMC	220-240	76-125	200/250/300/350mA*1	44	92%	110	168*30.2*21
DULP60-1H360C	220-240	100-165	360mA*1	60	91%	145	210*30.2*21
DULP65-1HMC	220-240	120-185	200/250/300/350mA*1	65	91%	145	210*30.2*21

PCE Constant Current Driver Series

Features

- Single channel constant current output
- High voltage input: 220-240VAC
- Compact size, flicker-free
- Short circuit, over load, over voltage protections
- Suitable for LED indoor lights(down lights, spot lights, etc.)



Item No.	Product pictures	Input Voltage VAC	Output Voltage VDC	Output Current *Channel	Output Power W	Efficiency	G.W. g	Size(L*W*H) mm	Cert
PCE1.2-1H300C	1	220-240	2-4	300mA*1	1.2	56%	25	90.5*20.5*16.5	CE
PCE2.8-1H700C	1	220-240	2-4	700mA*1	2.8	65%	25	90.5*20.5*16.5	CE
PCE4.4-1H110C	2	220-240	30-40	110mA*1	4.4	77%	32	104*22*21	CE
PCE5.4-1H135C	2	220-240	30-40	135mA*1	5.4	78%	32	104*22*21	CE
PCE6.4-1H160C	2	220-240	30-40	160mA*1	6.4	80%	32	104*22*21	CE
PCE7.2-1H180C	2	220-240	30-40	180mA*1	7.2	80%	32	104*22*21	CE

DPC Constant Current Driver Series

Features

- Constant current drive without stroboscopic
- Active power factor correction (PF>0.95)
- High efficiency, long life and high reliability
- Protection: short circuit protection/open circuit protection/overvoltage protection
- Suitable for LED lighting
- Built in active PFC functions



Item No.	Input Voltage VAC	Output Voltage VDC	Output Current *Channel	Output Power W	Efficiency	G.W. g	Size(L*W*H) mm	Cert
DPC10-1H350C-B	220-240	20-30	350mA*1	10	80%	52	155*45*30	CE
DPC16-1H350C-B	220-240	31-46	350mA*1	16	86%	57.5	155*45*30	CE
DPC21-1H700C-B	220-240	20-30	700mA*1	21	86%	62.5	155*45*30	CE
DPC23-1H500C-B	220-240	31-46	500mA*1	23	86%	72	155*45*30	CE
DPC28-1H600C-B	220-240	31-46	600mA*1	28	86%	28	155*45*30	CE
DPC30-1H650C-B	220-240	31-46	650mA*1	30	86%	74.5	155*45*30	CE
DPC31-1H750C-B	220-240	30-42	750mA*1	31	86%	75	155*45*30	CE
DPC32-1H700C-B	220-240	31-46	700mA*1	32	86%	77	155*45*30	CE
DPC34-1H800C-B	220-240	31-42	800mA*1	34	86%	78	155*45*30	CE
DPC36-1H850C-B	220-240	31-42	850mA*1	36	86%	79	155*45*30	CE
DPC38-1H900C-B	220-240	30-42	900mA*1	38	86%	78.5	155*45*30	CE
DPC48-1H1050C-B	220-240	31-46	1050mA*1	48	86%	77	155*45*30	CE

DPE Constant Current Driver Series

Features

- Constant current drive without stroboscopic
- High efficiency, long life and high reliability
- Protection: short circuit / open circuit/over voltage
- Suitable for LED lighting



Item No.	Product pictures	Input Voltage VAC	Output Voltage VDC	Output Current *Channel	Output Power W	G.W. g	Size(L*W*H) mm
DPE4-1H100C-A/B	1	220-240	24-42	100mA*1	4	55	97*36*25
DPE5-1H110C-A/B	1	220-240	24-42	110mA*1	5	55	97*36*25
DPE5-1H120C-A/B	1	220-240	24-42	120mA*1	5	55	97*36*25
DPE5-1H130C-A/B	1	220-240	24-42	130mA*1	5	55	97*36*25
DPE6-1H140C-A/B	1	220-240	24-42	140mA*1	6	55	97*36*25
DPE6-1H150C-A/B	1	220-240	24-42	150mA*1	6	55	97*36*25
DPE7-1H160C-A/B	1	220-240	24-42	160mA*1	7	55	97*36*25
DPE7-1H170C-A/B	1	220-240	24-42	170mA*1	7	55	97*36*25
DPE8-1H180C-A/B	1	220-240	24-42	180mA*1	8	55	97*36*25
DPE8-1H190C-A/B	1	220-240	24-42	190mA*1	8	55	97*36*25
DPE8-1H200C-A/B	1	220-240	24-42	200mA*1	8	55	97*36*25
DPE9-1H210C-A/B	1	220-240	24-42	210mA*1	9	55	97*36*25
DPE9-1H220C-A/B	1	220-240	24-42	220mA*1	9	55	97*36*25
DPE10-1H230C-A/B	1	220-240	24-42	230mA*1	10	55	97*36*25
DPE10-1H240C-A/B	1	220-240	24-42	240mA*1	10	55	97*36*25
DPE11-1H250C-A/B	1	220-240	24-42	250mA*1	11	55	97*36*25
DPE11-1H260C-A/B	1	220-240	24-42	260mA*1	11	55	97*36*25
DPE11-1H270C-A/B	1	220-240	24-42	270mA*1	11	55	97*36*25
DPE12-1H280C-A/B	1	220-240	24-42	280mA*1	12	55	97*36*25
DPE12-1H290C-A/B	1	220-240	24-42	290mA*1	12	55	97*36*25
DPE13-1H300C-A/B	1	220-240	24-42	300mA*1	13	55	97*36*25
DPE13-1H310C-A/B	1	220-240	24-42	310mA*1	13	55	97*36*25
DPE13-1H320C-A/B	1	220-240	24-42	320mA*1	13	55	97*36*25
DPE14-1H330C-A/B	1	220-240	24-42	330mA*1	14	55	97*36*25
DPE14-1H340C-A/B	1	220-240	24-42	340mA*1	14	55	97*36*25

DPE Constant Current Driver Series

Item No.	Product pictures	Input Voltage VAC	Output Voltage VDC	Output Current *Channel	Output Power W	G.W. g	Size(L*W*H) mm
DPE15-1H350C-A/B	1	220-240	24-42	350mA*1	15	55	97*36*25
DPE15-1H360C-A/B	1	220-240	24-42	360mA*1	15	55	97*36*25
DPE15-1H370C-A/B	1	220-240	24-42	370mA*1	15	55	97*36*25
DPE16-1H380C-A/B	1	220-240	24-42	380mA*1	16	55	97*36*25
DPE16-1H390C-A/B	1	220-240	24-42	390mA*1	16	55	97*36*25
DPE17-1H400C-A/B	1	220-240	24-42	400mA*1	17	55	97*36*25
DPE17-1H410C-A/B	1	220-240	24-42	410mA*1	17	55	97*36*25
DPE18-1H420C-A/B	1	220-240	24-42	420mA*1	18	55	97*36*25
DPE18-1H430C-A/B	1	220-240	24-42	430mA*1	18	55	97*36*25
DPE18-1H440C-A/B	1	220-240	24-42	440mA*1	18	55	97*36*25
DPE19-1H450C-A/B	1	220-240	24-42	450mA*1	19	55	97*36*25
DPE19-1H460C-A/B	1	220-240	24-42	460mA*1	19	55	97*36*25
DPE20-1H470C-A/B	1	220-240	24-42	470mA*1	20	55	97*36*25
DPE20-1H480C-A/B	1	220-240	24-42	480mA*1	20	55	97*36*25
DPE21-1H490C-A/B	1	220-240	24-42	490mA*1	21	55	97*36*25
DPE21-1H500C-A/B	1	220-240	24-42	500mA*1	21	55	97*36*25
DPE21-1H510C-A/B	1	220-240	24-42	510mA*1	21	55	97*36*25
DPE22-1H520C-A/B	1	220-240	24-42	520mA*1	22	55	97*36*25
DPE22-1H530C-A/B	1	220-240	24-42	530mA*1	22	55	97*36*25
DPE23-1H540C-A/B	1	220-240	24-42	540mA*1	23	55	97*36*25
DPE23-1H550C-A/B	1	220-240	24-42	550mA*1	23	55	97*36*25
DPE22-1H560C-A/B	1	220-240	24-42	560mA*1	22	55	97*36*25
DPE22-1H570C-A/B	1	220-240	24-42	570mA*1	22	55	97*36*25
DPE23-1H580C-A/B	1	220-240	24-42	580mA*1	23	55	97*36*25
DPE23-1H590C-A/B	1	220-240	24-42	590mA*1	23	55	97*36*25
DPE23-1H600C-A/B	1	220-240	24-42	600mA*1	23	55	97*36*25
DPE26-1H620C-A/B	2	220-240	24-42	620mA*1	26	80	113.5*41*25
DPE26-1H630C-A/B	2	220-240	24-42	630mA*1	26	80	113.5*41*25
DPE27-1H640C-A/B	2	220-240	24-42	640mA*1	27	80	113.5*41*25
DPE27-1H650C-A/B	2	220-240	24-42	650mA*1	27	80	113.5*41*25
DPE28-1H660C-A/B	2	220-240	24-42	660mA*1	28	80	113.5*41*25
DPE28-1H670C-A/B	2	220-240	24-42	670mA*1	28	80	113.5*41*25
DPE29-1H680C-A/B	2	220-240	24-42	680mA*1	29	80	113.5*41*25
DPE29-1H690C-A/B	2	220-240	24-42	690mA*1	29	80	113.5*41*25
DPE29-1H700C-A/B	2	220-240	24-42	700mA*1	29	80	113.5*41*25
DPE30-1H710C-A/B	2	220-240	24-42	710mA*1	30	80	113.5*41*25
DPE30-1H720C-A/B	2	220-240	24-42	720mA*1	30	80	113.5*41*25


DPE Constant Current Driver Series

Item No.	Product pictures	Input Voltage VAC	Output Voltage VDC	Output Current *Channel	Output Power W	G.W. g	Size(L*W*H) mm
DPE31-1H730C-A/B	2	220-240	24-42	730mA*1	31	80	113.5*41*25
DPE31-1H740C-A/B	2	220-240	24-42	740mA*1	31	80	113.5*41*25
DPE32-1H750C-A/B	2	220-240	24-42	750mA*1	32	80	113.5*41*25
DPE32-1H760C-A/B	2	220-240	24-42	760mA*1	32	80	113.5*41*25
DPE32-1H770C-A/B	2	220-240	24-42	770mA*1	32	80	113.5*41*25
DPE33-1H780C-A/B	2	220-240	24-42	780mA*1	33	80	113.5*41*25
DPE33-1H790C-A/B	2	220-240	24-42	790mA*1	33	80	113.5*41*25
DPE34-1H800C-A/B	2	220-240	24-42	800mA*1	34	80	113.5*41*25
DPE34-1H810C-A/B	2	220-240	24-42	810mA*1	34	80	113.5*41*25
DPE34-1H820C-A/B	2	220-240	24-42	820mA*1	34	80	113.5*41*25
DPE35-1H830C-A/B	2	220-240	24-42	830mA*1	35	80	113.5*41*25
DPE35-1H840C-A/B	2	220-240	24-42	840mA*1	35	80	113.5*41*25
DPE36-1H850C-A/B	2	220-240	24-42	850mA*1	36	80	113.5*41*25
DPE36-1H860C-A/B	2	220-240	24-42	860mA*1	36	80	113.5*41*25
DPE37-1H870C-A/B	2	220-240	24-42	870mA*1	37	80	113.5*41*25
DPE37-1H880C-A/B	2	220-240	24-42	880mA*1	37	80	113.5*41*25
DPE37-1H890C-A/B	2	220-240	24-42	890mA*1	37	80	113.5*41*25
DPE38-1H900C-A/B	2	220-240	24-42	900mA*1	38	80	113.5*41*25
DPE38-1H910C-A/B	2	220-240	24-42	910mA*1	38	80	113.5*41*25
DPE39-1H920C-A/B	2	220-240	24-42	920mA*1	39	80	113.5*41*25
DPE39-1H930C-A/B	2	220-240	24-42	930mA*1	39	80	113.5*41*25
DPE39-1H940C-A/B	2	220-240	24-42	940mA*1	39	80	113.5*41*25
DPE40-1H950C-A/B	2	220-240	24-42	950mA*1	40	80	113.5*41*25
DPE40-1H960C-A/B	2	220-240	24-42	960mA*1	40	80	113.5*41*25
DPE41-1H970C-A/B	2	220-240	24-42	970mA*1	41	80	113.5*41*25
DPE41-1H980C-A/B	2	220-240	24-42	980mA*1	41	80	113.5*41*25
DPE42-1H990C-A/B	2	220-240	24-42	990mA*1	42	80	113.5*41*25
DPE42-1H1000C-A/B	2	220-240	24-40	1000mA*1	42	80	113.5*41*25
DPE40-1H1010C-A/B	2	220-240	24-40	1010mA*1	40	80	113.5*41*25
DPE41-1H1020C-A/B	2	220-240	24-40	1020mA*1	41	80	113.5*41*25
DPE41-1H1030C-A/B	2	220-240	24-40	1030mA*1	41	80	113.5*41*25
DPE42-1H1040C-A/B	2	220-240	24-40	1040mA*1	42	80	113.5*41*25
DPE42-1H1050C-A/B	2	220-240	24-40	1050mA*1	42	80	113.5*41*25

LTP Constant Current Track Driver Series

Features

- Constant current Track Driver, high P without stroboscopic
- High efficiency
- Strong adaptation, suitable for domestic and foreign common guide rails
- Dip switch current
- Protection grade Class II, 5-year warranty



Item No.	Product pictures	Input Voltage VAC	Output Voltage VDC	Output Current *Channel	Output Power W	G.W. g	Size(L*W*H) mm
LTP14-1HMC-3X-B W G	1	220-240	15-40	200/250/300/350mA*1	14	90	118*34.4*45
LTP32-1HMC-3X-B W G	1	220-240	15-40	500/600/700/800mA*1	32	90	118*34.4*45
LTP40-1HMC-3X-B W G	1	220-240	15-40	700/800/900/1000mA*1	40	97	118*34.4*45
LTP42-1HMC-4X-530 W	2	220-240	10-42	350/400/450/500/550/600/650/700/750/800/850/900/950/1000/1050mA*1	42	115	155*31*42

LTP Constant Voltage Track Driver Series



Features

- Constant pressure guide integrated power supply
- High efficiency, full load efficiency ≥85%
- Strong adaptation, can be adapted to domestic and foreign common guide rails
- Isolation without stroboscopic

Item No.	Input Voltage VAC	Output Voltage VDC	Output Current A *Channel	Output Power W	G.W. g	Size(L*W*H) mm
LTP100-1H48V	220-240	48	2.1A*1	100	TBD	355*25*22
LTP200-1H48V	220-240	48	4.16A*1	200	TBD	415*25*22

DPC Constant Current Driver Series

Features

- Constant current driver No-Flicker
- Active power factor correction (PF>0.95)
- High efficiency, long life and high reliability
- Protection : short circuit /OVP/OVP
- Suitable for LED lighting



Item No.	Product pictures	Input Voltage VAC	Output Voltage VDC	Output Current *Channel	Output Power W	G.W. g	Size(L*W*H) mm
DPC4-1H100C	1	220-240	25-40	100mA*1	4	52	88*39*23
DPC6-1H150C	1	220-240	25-40	150mA*1	6	52	88*39*23
DPC8-1H200C	1	220-240	25-40	200mA*1	8	52	88*39*23
DPC10-1H250C	1	220-240	25-40	250mA*1	10	52	88*39*23
DPC12-1H300C	1	220-240	25-40	300mA*1	12	52	88*39*23
DPC14-1H350C	1	220-240	25-40	350mA*1	14	52	88*39*23
DPC16-1H400C	2	220-240	25-40	400mA*1	16	82	115*45*28
DPC18-1H450C	2	220-240	25-40	450mA*1	18	82	115*45*28
DPC20-1H500C	2	220-240	25-40	500mA*1	20	82	115*45*28
DPC22-1H550C	2	220-240	25-40	550mA*1	22	82	115*45*28
DPC24-1H600C	2	220-240	25-40	600mA*1	24	82	115*45*28
DPC26-1H650C	2	220-240	25-40	650mA*1	26	82	115*45*28
DPC28-1H700C	2	220-240	25-40	700mA*1	28	82	115*45*28
DPC30-1H750C	2	220-240	25-40	750mA*1	30	82	115*45*28
DPC32-1H800C	2	220-240	25-40	800mA*1	32	82	115*45*28
DPC34-1H850C	2	220-240	25-40	850mA*1	34	82	115*45*28
DPC36-1H900C	2	220-240	25-40	900mA*1	36	82	115*45*28
DPC38-1H950C	2	220-240	25-40	950mA*1	38	82	115*45*28
DPC40-1H1000C	2	220-240	25-40	1000mA*1	40	82	115*45*28
DPC50-1H1200C	3	220-240	25-42	1200mA*1	50	92	159*50*35

RWP Constant Current Driver Series

Features

- Isolated LED Driver for class I , Class II LED Luminaire
- Fixed output independent LED driver
- Flicker free LED driver
- indoor office lighting, decorative lighting, commercial lighting, and residential lighting
- 15.W\Max. output power 15W
- 5 years warranty




Item No.	Input Voltage VAC	Output Voltage VDC	Output Current *Channel	Output Power W	G.W. g	Size(L*W*H) mm	Cert
RWP5-1H100C-W	220-240	27-42	100mA*1	4.2W	TBD	φ42x20	CE CE
RWP6-1H150C-W	220-240	27-42	150mA*1	6.3W	TBD	φ42x20	CE CE
RWP10-1H200C-W	220-240	30-50	200mA*1	10W	TBD	φ42x20	CE CE
RWP10-1H250C-W	220-240	27-40	250mA*1	10W	TBD	φ42x20	CE CE
RWP12-1H300C-W	220-240	27-42	300mA*1	12.6W	TBD	φ42x20	CE CE
RWP15-1H350C-W	220-240	30-42	350mA*1	14.7W	TBD	φ42x20	CE CE
RWP12-1H300C-C2	220-240	27-42	300mA*1	12.6W	TBD	φ50.5x21.5	-
RWP20-1H500C-C2	220-240	27-40	500mA*1	20W	TBD	φ50.5x21.5	-
RWP30-1H700C-C3	220-240	27-42	700mA*1	29.4W	TBD	φ57x25.5	-
RWP36-1H850C-C4	220-240	27-42	850mA*1	35.7W	TBD	φ69.4x25.2	-
RWP40-1H1050C-C4	220-240	27-40	1050mA*1	42W	TBD	φ69.4x25.2	-

PWE Constant Current Driver Series

Features

- Isolated LED Driver for class I , Class II LED Luminaire
- Fixed output independent LED driver
- simple structure, cost effective
- Flicker free LED driver
- 5 years warranty
- indoor office lighting, decorative lighting, commercial lighting, and residential lighting



Item No.	Product pictures	Input Voltage VAC	Output Voltage VDC	Output Current *Channel	Output Power W	G.W. g	Size(L*W*H) mm
PWE6-1H300C-W	1	220-240	12-21	300mA*1	6	TBD	40*27.5*22
PWE8-1H350C-W	2	220-240	13-21	350mA*1	8	TBD	48*36*20
PWE8-1H500C-W	2	220-240	13-19	500mA*1	8	TBD	48*36*20
PWE12-1H700C-W	2	220-240	9-18	700mA*1	12	TBD	48*36*20

Wireless Series




The wireless series LED controller integrates Euchips' 10 years of research and development experience, adopts advanced 433 MHz remote control technology, fusion of 2.4g wireless signals, With strong wireless signal penetration, excellent high gray level performance, soft and delicate dimming effect, and rich and colorful dynamic changes And creative design and extremely high cost performance ratio, it brings the customer a humanized use experience. At present, the developed wireless series products include 433 MHz controller, bluetooth controller, 2.4g controller and wireless remote controller series, which are widely used in led dimming, color temperature dimming and RGB control to meet the multi-directional dimming requirements of different customers. It is worth mentioning that Euchips' unique mobile app application software can be flexibly applied to the control of various LED lighting fixtures.



Multi-Pairing

With different functions, the remote controls can be paired with the same receiver, select what you want.

Meeting Room Solution



Remote Control Series

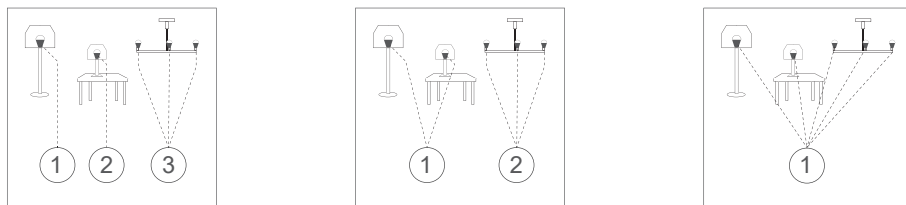
Matching Code and Grouping

Select the controller to be controlled in groups, cut off the power supply for 10 seconds and then turn on the power supply again. within 3 seconds of turning on the power supply, click the corresponding " group on" key, and the lights connected to the controller will " flash three times slowly."

Clearing Code and Grouping

Select the controller to clear the code, cut off the power supply for 10 seconds and then switch on the power supply again. within 3 seconds of switching on the power supply, click the " fully open" key 5 times, and the lights connected to the controller will " flash 6 times" to confirm the success of code clearing.

Marshalling motioned



Description

It is mainly used for color temperature adjustment and can carry out group control to meet different dimming requirements of users. Speed adjustment and color selection are carried out by the remote controller to achieve various dynamic dimming effects.

Features

- Using the memory function, keep the parameters and state before power failure
- With over current/over temperature and short circuit protection

Advantages

- Smooth dimming, true color.
- One remote can control single and multiple controllers



Item No.	Product pictures	Power supply	Remote distance m	Mode	Group	RF Type	Material	Size(L*W*H) mm
RC7	1	3V Button cell	20	RGBW	1	2.4Ghz	ABS	100*61.5*9
RT7	2	AAA Dry battery*2	20	RGBW	4	2.4Ghz	ABS	140*50*18
RC6	3	3V Button cell	20	CCT/Brightness	1	2.4Ghz	ABS	100*61.5*9
RT6	4	AAA Dry battery*2	20	CCT/Brightness	4	2.4Ghz	ABS	140*50*18
RC5	5	3V Button cell	20	Brightness	1	2.4Ghz	ABS	100*61.5*9
RT5	6	AAA Dry battery*2	20	Brightness	8	2.4Ghz	ABS	140*50*18

Color-Temperature Remote Control Series

Description

One key scene, adjust brightness, color temperature, on, off; control 1 group of lights, no quantity limit. Effective distance of remote control ≤ 30m. A lamp can be matched with up to four scene panels with different identities. When it is matched with the fifth scene panel, the first one will be automatically covered. Each scene panel can save 4 scenes independently, up to 4x4 = 16 scenes.



Item No.	Product pictures	Power supply	Remote distance m	Mode	Scene	Group	RF Type	Size(L*W*H) mm
P-S02-BT	1	3V Button cell	30	CCT/Brightness	4	1	2.4Ghz	86*86*9
P-S01-BT	2	3V Button cell	30	ON/OFF	/	1	2.4Ghz	86*86*10
P-S04-BT	3	3V Button cell	30	CCT/Brightness	2	1	2.4Ghz	86*86*10
P-S06-BT	4	3V Button cell	30	CCT/Brightness	4	1	2.4Ghz	86*86*10

Description

Single control master control, switch, brightness adjustment, color matching, four scenes, cycle demonstration, RGB color adjustment, four color mode, remote control copy, remote control identity setting. Effective distance of remote control ≤ 30m



Item No.	Product pictures	Power supply	Remote distance m	Mode	Scene	Group	RF Type	Size(L*W*H) mm
RC-S01-BT	1	AAA Dry battery*2	30	CCT/Brightness	4	100	2.4Ghz	145*48*18
RC-S02-BT	2	AAA Dry battery*2	30	CCT/Brightness	4	1	2.4Ghz	145*48*18
RC-S03-BT	3	AAA Dry battery*2	30	CCT/Brightness	4	1	2.4Ghz	116*35*15

2.4G LED Drivers


Features

- For LED RGBW lamps color control, brightness and speed adjust
- With memory function, keep parameters and state before the power outage
- Wireless controlling, with the maximum distance of 20m
- Adopt 2.4G wireless signal control

Advantages

- Smooth Dimming, flicker free.
- Dimming range 1-100%

Optional



2.4G RGB/Color-Temperature Drivers



Item No.	Product pictures	Input Voltage	Output Current Channel	Mode	Brightness	Speed	RF Type	G.W. g	Size(L*W*H) mm
MCT309	1	12-24VDC	3A*3	RGB	32	8	2.4GHz	38	128*30*19.2
MCT405	2	12-24VDC	5A*4	RGBW	32	8	2.4GHz	TBD	104*38*22
MCT408	1	12-24VDC	2A*4	RGBW	32	8	2.4GHz	38	128*30*19.2
CT318	3	12-24VDC	6A*3	RGB	32	8	2.4GHz	100	168*51*22
EUP19B-S2H500C	4	100-240VAC	0.65A*2	CCT/Brightness	/	/	2.4GHz	70	96*36*25
EUP44B-S2H1050C	4	100-240VAC	1.1A*2	CCT/Brightness	/	/	2.4GHz	90	140*45*30
DIM-S1-BT	5	12-24VDC	10A*2	CCT/Brightness	/	/	2.4GHz	55	100*24.5*27

2.4G LED Drivers

Description

It is mainly used for dimming of constant current lamps and lanterns, with a variety of current options, a maximum power of 40W, 2.4G control, and a brightness of 1 - 100 % without stroboscopic effect.


Features

- Adjust the brightness of LED lights by remote controls
- With over-current and short-circuit protection functions.
- The maximum effective transmission distance is 20m
- Adopt 2.4G wireless signal control

Advantages

- Smooth Dimming, flicker free.
- Dimming range 1-100%

Optional

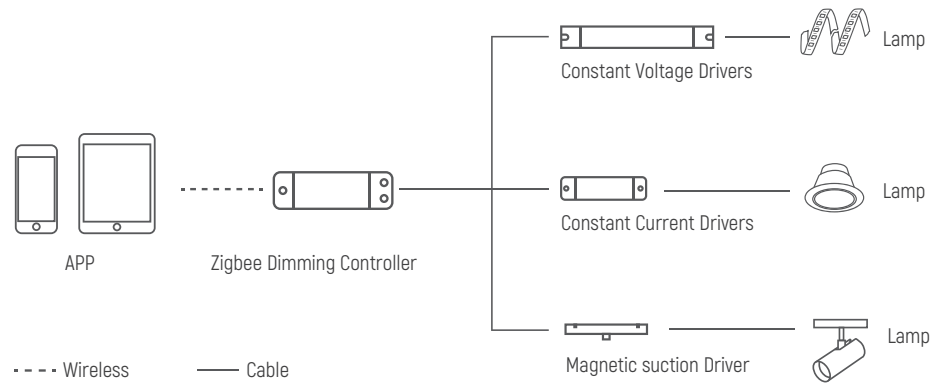


2.4G Brightness Constant Current Drivers



Item No.	Product pictures	Input Voltage VAC	Constant Current Channel	Output Voltage VDC	Output power W	RF Type	G.W. g	Size(L*W*H) mm
EUP30R-1HMC-0	1	220-240	550/600/650/700/750 800/850/900mA*1	9-45	30	2.4GHz	130	150*43*29
EUP40R-1HMC-0	2	220-240	850/900/950/1000/1050/ 1100/1150/1200mA*1	9-45	40	2.4GHz	245	137*82*31

Zigbee Application Diagram



Zigbee to 0-10V Controller

Features

- Used for 0-10V driving power supply, dimming and toning
- High quality amplifier device, with relay, cut off the drive power, energy saving
- APP remote control, color temperature and brightness, arbitrary
- Access the doodle Intelligence system



APP Download



Item No.	Product No.	Input Voltage VAC	Constant Current Channel	Communication Mode	Output Signal	G.W. g	Size(L*W*H) mm
EUZ-2H	603400010201	100-240	50mA 2CH	Zigbee	0-10V	TBD	168*39.4*30

Zigbee Constant Current Dimmable Drivers

Features

- selectable multilevel current
- Active PFC
- Short circuit, overload,
- Suitable for indoor LED lamps, such as LED downlight and panel light.

Advantages

- MCUs built-in, customizable log curve, linear dimming curve
- the current can be changed via software
- Dimming depth: 1% Dimmingrange: 1%- 100%
- PWM+CCR Dimming, Flicker -Free
- Secondary-level structure, less than 3%
- Standby power <0.5W



Item No.	Product No.	Product pictures	Input Voltage VAC	Constant Current Channel	Output Voltage VDC	Output power W	Communication Mode	G.W. g	Size(L*W*H) mm
EUP20Z-1HMC	100100170101	1	220-240	350/400/450/500/550/600/650/700mA*1CH	9-42	20	Zigbee	110	150*43*29
EUP30Z-1HMC	106100970101	1	220-240	550/600/650/700/750/800/850/900mA*1CH	9-45	30	Zigbee	155	150*43*29
EUP40Z-1HMC	106100870101	2	220-240	850/900/950/1000/1050/1100/1150/1200mA*1CH	9-45	40	Zigbee	225	137*82*31
EUP50Z-1HMC	TBD	2	220-240	1050/1100/1150/1200/1250/1300/1350/1400mA*1CH	9-45	50	Zigbee	225	137*82*31

Zigbee Constant Current Tunable White Drivers



Item No.	Product No.	Product pictures	Input Voltage VAC	Constant Current Channel	Output Voltage VDC	Output power W	Communication Mode	G.W. g	Size(L*W*H) mm
EUP12Z-2HMC	106100860101	1	220-240	120/150/180/200/240/270/300/350mA 2CH	9-42	12	Zigbee	225	150*43*29
EUP20Z-2HMC	100100180101	1	220-240	350/400/450/500/550/600/650/700mA 2CH	9-42	20	Zigbee	TBD	150*43*29
EUP40Z-2HMC	106100850101	2	220-240	500/600/700/800mA 2CH	9-42	40	Zigbee	225	137*82*31

Zigbee Constant Voltage Tunable White Drivers



Item No.	Product No.	Input Voltage VAC	Constant Current Channel	Output Voltage VDC	Output power W	Communication Mode	G.W. g	Size(L*W*H) mm
LCP75Z-2W24V	TBD	120-277	3.125A 2HC	24	75	Zigbee	340	295*40*32
LCP150Z-2W24V	106200080201	120-277	6.25A 2HC	24	150	Zigbee	730	360*40*32

Bluetooth Constant Current Dimmable Drivers

Features

- selectable multilevel current
- Active PFC
- Short circuit, overload,
- Suitable for indoor LED lamps, such as LED downlight and panel light.

Advantages

- MCUs built-in, customizable log curve, linear dimming curve
- the current can be changed via software
- Dimming depth: 1% Dimming range: 1%- 100%
- PWM+CCR Dimming, Flicker -Free
- Secondary-level structure, less than 3%
- Standby power <0.5W

Bluetooth Constant Current Dimming Drivers



Item No.	Product No.	Product pictures	Input Voltage VAC	Constant Current Channel	Output Voltage VDC	Output power W	Communication Mode	G.W. g	Size(L*W*H) mm
EUP12B-1HMC	106100920101	1	220-240	120/150/180/200/240/270/300/350mA 1CH	9-42	12	Bluetooth	121	150*43*29
EUP20B-1HMC	106100890101	1	220-240	350/400/450/500/550/600/650/700mA 1CH	9-42	20	Bluetooth	TBD	150*43*29
EUP40B-1HMC	106100930101	2	220-240	850/900/950/1000/1050/1100/1150/1200mA 1CH	9-45	40	Bluetooth	220	136*82*31

Bluetooth Constant Current Tunable White Drivers



Item No.	Product No.	Product pictures	Input Voltage VAC	Constant Current Channel	Output Voltage VDC	Output power W	Communication Mode	G.W. g	Size(L*W*H) mm
EUP12B-2HMC	106100960101	1	220-240	120/150/180/200/240/270/300/350mA 2CH	9-42	12	Bluetooth	TBD	150*43*29
EUP20B-2HMC	106100940101	1	220-240	350/400/450/500/550/600/650/700mA 2CH	9-42	20	Bluetooth	TBD	150*43*29
EUP40B-2HMC	106100950101	2	220-240	750/800/850/900/950/1000/1050/1100mA 2CH	9-45	40	Bluetooth	183	185*42.5*28.5

Bluetooth Constant Voltage Dimmable Drivers



Item No.	Product No.	Input Voltage VAC	Constant Current Channel	Output Voltage VDC	Output power W	Communication Mode	G.W. g	Size(L*W*H) mm
LCP75B-1H24V	TBD	220-240	3.125A 1HC	24	75	Bluetooth	TBD	295*40*32
LCP150B-1H24V	TBD	220-240	6.25A 1HC	24	150	Bluetooth	TBD	360*40*32

Bluetooth Constant Voltage Tunable White Drivers



Item No.	Product No.	Input Voltage VAC	Constant Current Channel	Output Voltage VDC	Output power W	Communication Mode	G.W. g	Size(L*W*H) mm
LCP75B-2W24V	106200090101	120-277	3.125A 2CH	24	75	Bluetooth	TBD	295*40*32
LCP150B-2W24V	106200120201	120-277	6.25A 2CH	24	150	Bluetooth	TBD	360*40*32

Bluetooth dimming controller

Features

- Used for 0-10V/Triac drive power supply, dimming color
- High quality amplification device, with relay, cut off the drive power, energy saving
- APP remote control, color temperature and brightness, at will
- Access tuya intelligent system



Item No.	Product No.	Input Voltage VAC	Wireless connection	Signal Channel	Current	G.W. g	Size(L*W*H) mm	
EUB-1H	306400010201	100-240	Bluetooth	0-10V	1	50mA	TBD	168*39*4*30
EUB-2H	306400000201	100-240	Bluetooth	0-10V	2	50mA	TBD	168*39*4*30
EUB-T1H	604000000201	100-240	Bluetooth	Triac/ELV	1	1800mA	TBD	168*39*4*30

Bluetooth Magnetic suction Driver Series

Bluetooth Constant Current Dimming Drivers



Item No.	Product No.	Input Voltage VDC	Output Current Channel	Output Voltage VDC	Output power W	Communication Mode	G.W. g	Size(L*W*H) mm
BMP14B-1SMC	TBD	42-52	120/150/180/210/250/280/300/350mA - 1CH	9-40	14	Bluetooth	TBD	125*14*10
BMP28B-1SMC	TBD	42-52	350/400/450/500/550/600/650/700mA - 1CH	9-(Vin-6)VDC	28	Bluetooth	15	125*14*10

Bluetooth Constant Current Tunable White LED Drivers



Item No.	Product No.	Input Voltage VDC	Output Current Channel	Output Voltage VDC	Output power W	Communication Mode	G.W. g	Size(L*W*H) mm
BMP14B-2SMC	TBD	42-52	120/150/180/210/250/280/300/350mA - 2CH	9-40	14	Bluetooth	TBD	125*14*10
BMP28B-2SMC	TBD	42-52	350/400/450/500/550/600/650/700mA - 2CH	9-(Vin-6)VDC	28	Bluetooth	15	125*14*10

Bluetooth Controllable 2ch 0-10V/DALI Controller

Description

CBU-A2D is a Bluetooth controllable, Casambi enabled 2-channel 0-10V/DALI controller. The product can be configured to different operation modes. CBU-A2D has a universal 100-277 VAC input voltage range.

CBU-A2D can control one or two 0-10V controllable LED drivers, or it can control a tunable white LED driver with two 0-10V control interfaces. The product can also be configured into a DALI mode where it can be connected to a DALI LED driver or DALI sensor for presence and/or daylight harvesting functions.



Item No.	Input Voltage	Input Current	Channel 1	Channel 2	G.W. g	Size(L*W*H) mm
CBU-A2D	100-240 VAC	35mA Max	0-10V: 0-10 VDC,max. 7 mA DALI: 12 VDC, max. 20 mA Maximum number of drivers: 1 driver or 1 sensor/push button	0-10V: 0-10 VDC,max. 7 mA Output voltage, relay control: 12 VDC, max. 100 mA Maximum number of drivers:1	40	76*26*23

Bluetooth Control Unit For LED Drivers

Description

CBU-ASD is a wireless control unit for any type of drivers with 0-10V, 1-10V or DALI dimming interface. CBU-ASD is available with either analog 0-10V (and 1-10V) or digital Standalone DALI control interface.

With Standalone DALI output, CBU-ASD acts both as a controller and as a power supply making it possible to connect directly to an LED driver with DALI interface without the need for an external DALI power supply. This so-called standalone DALI makes it possible to implement multi-channel lighting systems with adjustable color (RGB and RGBW) or color temperature (CCT), while keeping the wiring and number of components at their minimum.



Item No.	Input Voltage	Input Current	0-10V Output	DALI Output	G.W. g	Size(L*W*H) mm
CBU-ASD	220-240 VAC	0.6A Max	0-10VDC	9-12 VDC	48	56.5*35.8*22.3

Bluetooth Controllable DALI Controller

Description

CBU-DCS is a Bluetooth controllable, Casambi enabled DALI controller. CBU-DCS does not have its own power supply. Instead, it is powered directly from a DALI bus. CBU-DCS can be used with a DALI sensor for presence detection or daylight harvesting, or it can be used for controlling DALI drivers that have an integrated DALI bus power supply.



Item No.	Input Voltage	Input current when idle, Iidle	Peak input current, Ipeak	Max. DALI bus current	G.W. g	Size(L*W*H) mm
CBU-DCS	9.5-22.5VDC	5mA	30mA	250 mA	15	40.4*36.3*14

Bluetooth Controllable 4ch PWM Dimmer

Description

CBU-PWM4 is a Bluetooth controllable, Casambi enabled four channel PWM dimmer for constant voltage LED loads, such as LED strips and constant voltage LED modules. It is connected between a 12-24 VDC power supply and the constant voltage LED load.

CBU-PWM4 can control up to four channels making it an ideal partner for RGBW and tunable white (TW) applications. The maximum total output current is 6 A which can be freely divided between 1-4 channels. CBU-PWM4 is protected against overvoltage, overcurrent and short circuit situations. CBU-PWM4 is not protected against reverse polarity!



Item No.	Input Voltage	Input Current	Output power	Output Current	Dimming method	G.W. g	Size(L*W*H) mm
CBU-PWM4	12-24VDC	6A Max	144 W @ 24 VDC 72 W @ 12 VDC	6A Max	PWM	23	72.6*30*18

Bluetooth Controllable Dimmer

Description

CBU-TED is a Bluetooth-controllable, Casambi-enabled trailing edge dimmer for incandescent lamps, dimmable LED lamps and dimmable LED control gear. It can be installed behind a traditional wall switch, inside a luminaire or into a ceiling outlet box. The maximum allowed ambient temperature must be observed. CBU-TED is able to control up to 100 W at 230 VAC. It features an overcurrent and over temperature protection.



Item No.	Input Voltage	Input Current	Output power	Dimming method	Output Current	Min. load requirement:	Max. load inrush current	G.W. g	Size(L*W*H) mm
CBU-TED	85-240VAC	0.43A Max	100W@230VAC Max	Triac	0.43 A Max	1 W Min	10 A, 100ms Max	23	72.6*30*18

Bluetooth Control Panel

Description

Xpress is a wireless user interface that brings huge flexibility to interior design as furniture can be replaced or even walls can be rebuilt without having to take wiring of switches or switch placement into account. The switch can be kept wherever the user needs it and it gives direct access to all the important Casambi lighting control functionalities.



Preset Buttons

- Individual luminaire control
- Group control
- Control of all lamps
- Recall scenes
- Recall animations

Item No.	Battery (included)	Battery Lifetime	Colours	Range M	Size(L*W*H) mm
Xpress	CR2430 Lithium coin cell	2-5 years, depending on usage	white and black	Range up to 50 meters in open air	90*90*12

Casambi Constant Current Dimmable Drivers

Features

- selectable multilevel current
- Active PFC
- Short circuit, overload,
- Suitable for indoor LED lamps, such as LED downlight and panel light.

Advantages

- MCUs built-in, customizable log curve, linear dimming curve
- the current can be changed via software
- Dimming depth: 1% Dimmingrange: 1%- 100%
- PWM+CCR Dimming , Flicker -Free
- Secondary-level structure, less than 3%
- Standby power <0.5W

Casambi Constant Current Dimmable Drivers



Item No.	Input Voltage VAC	Constant Current Channel	Output Voltage VDC	Output power W	Communication Mode	G.W. g	Size(L*W*H) mm
EUP12C-1HMC	220-240	120/150/180/200/240/270/300/350mA 1CH	9-42	12	Casambi	130	150*43*29
EUP20C-1HMC	220-240	350/400/450/500/550/600/650/700mA 1CH	9-42	20	Casambi	130	150*43*29

Casambi Constant Current Tunable White Drivers



Item No.	Input Voltage VAC	Constant Current Channel	Output Voltage VDC	Output power W	Communication Mode	G.W. g	Size(L*W*H) mm
EUP12C-2HMC	220-240	120/150/180/200/240/270/300/350mA 2CH	9-42	12	Casambi	132	150*43*29
EUP12C-2HMC	220-240	350/400/450/500/550/600/650/700mA 2CH	9-42	20	Casambi	132	150*43*29

Casambi Constant Voltage Dimmable Drivers



Item No.	Input Voltage VAC	Constant Current Channel	Output Voltage VDC	Output power W	Communication Mode	G.W. g	Size(L*W*H) mm
LCP75C-1H24V	220-240	3.125A 1	24	75	Casambi	340	295*40*32
LCP150C-1H24V	220-240	6.25A 1	24	150	Casambi	730	360*40*32

Casambi Constant Voltage Tunable White / RGBW Drivers



Item No.	Input Voltage VAC	Constant Current Channel	Output Voltage VDC	Output power W	Communication Mode	G.W. g	Size(L*W*H) mm
LCP75C-2W24V	120-277	6.25A 2	12	75	Casambi	340	295*40*32
LCP150C-2W24V	120-277	6.25A 2	24	150	Casambi	730	360*40*32
LCP150C-2H12V	220-240	12.5A 2	12	150	Casambi	730	360*40*32
LCP150C-2H24V	220-240	6.25A 2	24	150	Casambi	730	360*40*32
LCP75C-4W24V	120-277	6.25A 4	12	75	Casambi	340	295*40*32
LCP150C-4H12V	220-240	12.5A 4	12	150	Casambi	730	360*40*32
LCP150C-4H24V	220-240	6.25A 4	24	150	Casambi	730	360*40*32

Wiz Pro Dimmable Module

Wiz Pro Control panel



Features

- For WIZ PRO wireless system
- WIFI control protocol, no gateway required
- WIZ CLICK fast network distribution
- Over-the-air wireless upgrade
- The key function software can be configured
- Support lighting control
- Support multi-level dimming
- Support scene call
- Support the opening and closing control of curtains
- Multiple color panels are available
- Built-in rechargeable lithium battery, easy to install

Item No.	Power supply	Keypad	Communication method	Wi-Fi Frequency	Wi-Fi Transmission power	G.W. g	Size(L*W*H) mm
EWP-K6P	3.7V Lithium-ion battery	6	Wifi	2400-2483.5MHZ	20dBm	TBD	86*86*14

Wiz Pro 1/-10V Dimmable Module



Item No.	Input Voltage VAC	Output Power W	Dim Type	Communication method	Wi-Fi Frequency	Wi-Fi Transmission power	G.W. g	Size(L*W*H) mm
EWP-DM-1/10V	220-240	300Wmax	1-10V	Wifi + BLE	2400-2483.5MHZ	20dBm	TBD	87*41*28

Wiz Pro Triac/ELV Dimmable Module



Item No.	Input Voltage VAC	Output Power W	Dim Type	Communication method	Wi-Fi Frequency	Wi-Fi Transmission power	G.W. g	Size(L*W*H) mm
EWP-DM-Triac/ELV	220-240	150Wmax	Triac/ELV	Wifi + BLE	2400-2483.5MHZ	20dBm	TBD	87*41*28